

# MyLibertyMobile<sup>SM</sup>

Patent Pending



## Report a Birth

### Reporting a birth should be the easy part.

Our goal at Liberty Mutual Insurance is to make the benefits piece of "the Mom experience" easy and quick so you can focus on taking care of the little one ... or two ... or more!

### Reporting is as close as your phone.

Report a Birth offers a convenient way for you to report the birth of your child to activate your benefits using your mobile device.



Jenny submits a maternity claim as her due date approaches. She can do it online or by phone or fax.



She learns about MyLibertyMobile and its Report a Birth functionality and creates an account using the claim number supplied when she first reported her pregnancy.



Jenny gives birth to a beautiful baby! She accesses MyLibertyMobile, answers a few simple questions, and is back to nurturing her baby in minutes.

## Frequently Asked Questions

### How do I access MyLibertyMobile?

Using your mobile device, navigate to MyLibertyMobile.com or scan the QR code.

### Can I use any mobile device?

The mobile device you use to report a Birth on MyLibertyMobile must be HTML5 compatible.

### What if I can't remember my username and password?

At the MyLibertyMobile homepage, tap "Forgot your username?" and "Forgot your password?" Follow the instructions and your username will be emailed to you, or you will be prompted to create a new password and log in.

### What if I can't access the URL?

First be sure you're using the correct URL.

If you're still having difficulties, you can supply the information through our standard process.

## MyLibertyMobile<sup>SM</sup>



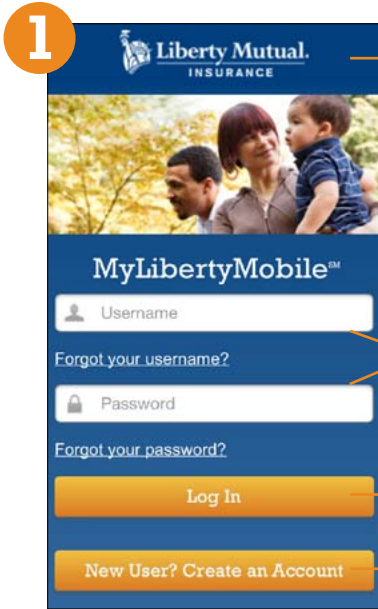
Claim/Leave #: \_\_\_\_\_

## MyLibertyMobile— *group benefits on the go!*



Write your claim or leave number on this handy wallet card. Cut it out and save it in your overnight bag so it's with you at the hospital. For easy access to MyLibertyMobile just scan the QR code!

# Step-by-Step Guide to Report a Birth



1 Navigate to MyLibertyMobile.com

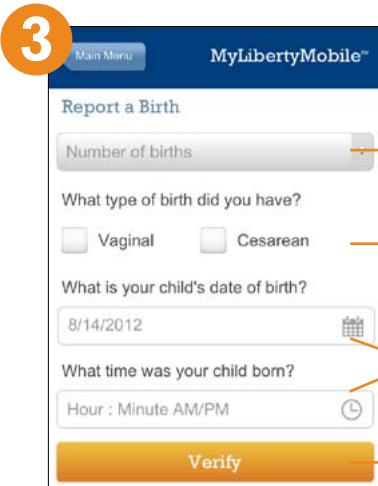
Enter your username and password

Tap "Log In"

Or, if you are a first-time user, tap "New User? Create an Account" to create a username and password



2 Log in, then tap "Report a Birth"



3 Enter the number of births

Select the type of birth (vaginal or caesarean)

Enter the date and time of your child's birth

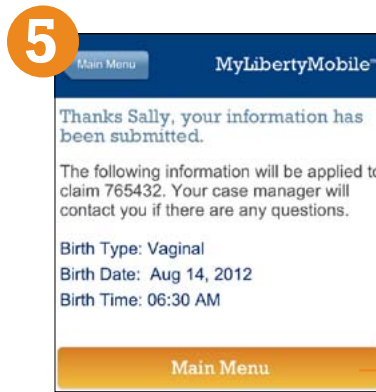
Tap Verify to move to the next screen.

**Note**—For multiple births you will be asked about birth type; "date and time of birth" will be entered for the first birth only.



4 Review the information you entered on the previous screen and edit, if necessary

Tap Submit to move to the next screen.



5 This will bring you to a confirmation screen from which you can return to the main menu or exit



Group products and services are offered by Liberty Life Assurance Company of Boston, a Liberty Mutual company. Home Office: Boston, MA. © 2012 Liberty Mutual Insurance.

## MyLibertyMobile<sup>SM</sup>

1. Navigate to MyLibertyMobile.com or scan the QR Code (see reverse side).
2. Log in and select the benefit you want to manage.
3. Enter the requested information, verify, and submit.

*It's That Easy!*

Group products and services are offered by Liberty Life Assurance Company of Boston, a Liberty Mutual company. Home Office: Boston, MA.