



University of California, San Diego

Detailed Financial Schedules

For the Year Ended June 30, 2009



UNIVERSITY OF CALIFORNIA, SAN DIEGO

Unaudited Detailed Financial Schedules for the Year Ended June 30, 2009

CONTENTS

A Letter from the Controller	1
Financial Overview	2 - 3
Summarized selected data for the past Nine Years	4
Statement of Revenues and Expenses	5
Statement of Net Assets	6
Statement of Revenues, Expenses, and Changes in Net Assets	7
Statement of Cash Flows	8
Notes to the Financial Schedules	9 - 10
Current Funds Revenues	11 - 12
Current Funds Expenditures by Uniform Classification Category	13 - 19
Current Funds Expenditures by Department	20 - 34
Current Funds Expenditures - Financial Aid	35 - 37
Current Funds Expenditures by Fund Source	38 - 43
Current Funds Expenditures by Expenditure Category by Fund Source	44 - 45
Current Funds Expenditures by Department – Loc "O"	46 - 47
Long-Term Debt Schedules	48 - 55

November 16, 2009

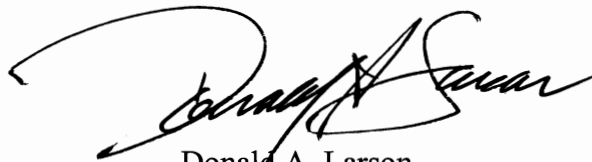
STEVEN W. RELYEA
VICE CHANCELLOR
0007

I am pleased to submit the Detailed Financial Schedules of the San Diego Campus for the year ended June 30, 2009.

The records and accounts of the University from which this report is prepared are maintained in accordance with generally accepted accounting principles prescribed by the Governmental Accounting Standards Board (GASB) and the National Association of College and University Business Officers.

The Detailed Financial Schedules are not audited and are intended for internal use. The accounts of the University of California are audited annually on a consolidated basis by the firm of PriceWaterhouseCoopers, LLP, whose audit report and opinion statement are transmitted to The Regents. The consolidated financial statements are presented in the modified format required by the GASB.

This report is available via BLINK as a PDF document.

A handwritten signature in black ink, appearing to read "Donald A. Larson". The signature is fluid and cursive, with a large initial "D" and "L".

Donald A. Larson
Controller

FINANCIAL OVERVIEW (UNAUDITED)

University of California, San Diego

Introduction

The San Diego campus of the University of California was founded in 1912 and designated a general campus in 1959. During the fiscal year ended June 30, 2009, the San Diego Campus averaged 27,112 employees - 8,143 academic and 18,969 staff - and in the Fall Quarter served 28,200 students - 22,518 undergraduate and 5,682 graduate and professional students. Academic programs are conducted in the residential colleges (Revelle, Muir, Marshall, Warren, Eleanor Roosevelt, and Sixth College), the School of Medicine, the Jacobs School of Engineering, the Graduate School of International Relations and Pacific Studies, the Scripps Institution of Oceanography, the Skaggs School of Pharmacy and Pharmaceutical Sciences, and the Rady School of Management. The UCSD Medical Center serves as the campus teaching hospital.

Summarized, *unaudited* financial statements for the campus are presented in accordance with generally accepted accounting principles as prescribed by the Governmental Accounting Standards Board (GASB) and are included in this report. The three primary financial statements are: statement of net assets; statement of revenues, expenses and changes in net assets; and statement of cash flows. These statements present the financial position, operating activities, and cash flows for the university. The statements represent the combined activities of campus departments and the UCSD Medical Center. Also included are the financial activities of the UCSD Foundation, a related but independent organization.

Following the statements, several distinct presentations of current funds revenue and expenses are provided. Lastly, are schedules of long-term debt.

The *audited*, consolidated financial statements of the University of California are available at <http://www.ucop.edu/ucophome/busfin/reports.html>.

The discussion and analysis provides an overview of the financial position and activities of the University of California, San Diego for the year ended June 30, 2009, with selected comparative information for the year ended June 30, 2008 and should be read in conjunction with the financial statements and notes to the financial statements. The discussion and analysis is available at <http://blink.ucsd.edu/Blink/External/Topics/Sponsor/0.1362.3931.00.html>.

FINANCIAL OVERVIEW

Statement of Net Assets

The statement of net assets (see page 5) presents information on all the university's assets, liabilities, and net assets at the end of the fiscal year. The difference between total assets and liabilities (net assets) is an indicator of the current financial condition of the university. At June 30, 2009, the university's net assets were \$2.0 billion, with assets of \$3.7 billion and liabilities of \$1.7 billion.

GASB Statement No. 49, *Accounting and Financial Reporting for Pollution Remediation Obligations*, was adopted by the University during the year ended June 30, 2009. Statement No. 49 establishes criteria to ascertain whether certain events result in a requirement for the University to estimate the components of any expected pollution remediation costs and determine whether these costs should be accrued as a liability. The costs were estimated using the expected cash flow technique, which measures the liability as the sum of probability-weighted amounts in a range of possible estimated amounts. Previously, pollution remediation costs were accrued only if they were both probable of occurring and could be reasonably estimated.

In accordance with Statement No. 49 retrospective application is required. The cumulative effect of the accounting change described above to establish the initial \$0.3 million liability was recorded as an adjustment to the July 1, 2007 net assets.

The University also restated the 2008 financial statements for purposes of presenting comparative information for the year ended June 30, 2009. The effect of the changes from the adoption of Statement No. 49 on the University's financial statements for the year ended June 30, 2008 was to increase the liability from \$0.3 million at June 30, 2007 to \$1.0 million at June 30, 2008.

The adoption of Statement No. 49 did not result in any adjustments to the financial statements of the UCSD Foundation.

FINANCIAL OVERVIEW (UNAUDITED)

University of California, San Diego

Statement of Revenues, Expenses, and Changes in Net Assets

The statement of revenues, expenses, and changes in net assets (see page 6) presents the operating results of the university, as well as non-operating revenues and expenses for the year. The statement also presents how the university's net assets have changed during the fiscal year. The university's operating revenues were \$2.6 billion; operating expenses were \$2.6 billion; on the university's financial position.

Comparative Information- In connection with the preparation of the June 30, 2009 statement of revenues, expenses and changes in net assets, the University concluded that internal departmental recharges associated with utility costs in 2008 should have been credited against utilities expense rather than other operating expenses. As a result, revisions in classification have been made in the June 30, 2008 financial statements to reduce utilities expense and increase other operating expenses by \$26.0 million.

Statement of Cash Flows

The statement of cash flows (see page 7) provides additional information about the university's major sources and uses of cash during the fiscal year.

In 2009, the net cash outflow from operating activities was \$99.7 million, offset by \$290.1 million of cash provided by non-capital financing activities. In 2008, \$148.9 million of cash was used for operating activities, offset by \$358.2 million of cash provided by non-capital financing activities. The net cash outflow from capital and related financing activities was \$324.1 million in 2009 and \$232.0 million in 2008.

University of California, San Diego
2008- 2009

(Dollars in Thousands)

SUMMARIZED SELECTED DATA FOR THE PAST NINE YEARS
(UNAUDITED)

	2009	2008	2007	2006	2005	2004	2003	2002	2001
EMPLOYMENT									
Academic	8,143	7,811	7,566	7,346	7,119	6,959	6,605	5,823	5,580
Staff	18,969	18,454	18,445	17,279	17,068	16,591	16,281	15,403	14,700
Total	27,112	26,265	26,011	24,625	24,187	23,550	22,886	21,226	20,280
STUDENT ENROLLMENT (Fall Quarter)									
Undergraduate	22,518	22,048	21,369	20,679	20,339	19,872	19,088	17,505	16,496
Graduate and professional	5,682	5,634	5,507	5,285	4,939	4,835	4,460	4,063	3,716
Total	28,200	27,682	26,876	25,964	25,278	24,707	23,548	21,568	20,212
OPERATING AND NONOPERATING REVENUES									
Student tuition and fees, net	\$ 260,915	\$ 230,451	\$ 202,465	\$ 192,606	\$ 176,265	\$ 144,887	\$ 119,801	\$ 104,370	\$ 96,927
Grants and contracts	812,825	765,512	738,575	686,472	660,524	638,852	583,271	538,216	503,453
Medical center	805,547	732,500	659,469	620,946	556,737	498,250	455,909	435,460	416,700
Educational activities	227,425	223,764	204,164	181,127	162,670	163,853	148,585	143,611	140,496
Auxiliary enterprises, net	134,575	130,696	120,610	109,378	106,167	100,455	88,325	80,416	75,394
State educational appropriations	244,612	301,300	282,940	260,587	250,531	268,539	295,733	309,049	298,031
State financing appropriations	13,030	17,602	18,658	21,579	17,313	16,775	14,699	17,412	17,462
Private gifts	55,791	59,136	62,618	48,014	49,372	51,991	38,571	36,795	31,511
Investment income	24,613	24,505	22,384	19,562	14,486	12,401	13,329	14,599	16,955
Other	56,752	54,936	56,930	34,039	30,502	22,294	22,067	21,897	20,415
Total	\$2,636,085	\$2,540,402	\$2,368,813	\$2,174,310	\$2,024,567	\$1,918,297	\$1,780,290	\$1,701,825	\$1,617,344
OPERATING AND NONOPERATING EXPENDITURES									
Salaries and wages	\$1,319,900	\$1,249,558	\$1,133,959	\$1,048,463	\$ 976,396	\$ 922,457	\$ 869,260	\$ 819,421	\$ 755,939
Benefits	278,283	252,920	232,579	226,706	204,662	185,529	167,266	151,959	131,384
Scholarships and fellowships	57,962	51,626	44,870	37,811	43,460	17,644	23,606	22,397	17,827
Utilities (1)	47,997	43675	71,752	63,119	51,186	48,769	45,068	43,900	42,473
Supplies and materials	379,893	383559	314,498	301,857	280,016	267,981	242,725	209,802	238,347
Depreciation and amortization	174,200	168423	168,940	158,418	145,831	140,104	129,299	121,853	116,528
Interest expense	336	4743	5,137	5,810	5,246	5,722	6,034	6,889	10,584
Other	326,954	324739	276,189	248,631	250,195	247,071	238,339	237,132	229,780
Total	\$2,585,525	\$2,479,243	\$2,247,924	\$2,090,815	\$1,956,992	\$1,835,277	\$1,721,597	\$1,613,353	\$1,542,862
OPERATING EXPENDITURES BY FUNCTION									
Instruction	\$ 474,703	\$ 476,581	\$ 431,857	\$ 395,072	\$ 375,260	\$ 338,669	\$ 312,508	\$ 289,532	\$ 283,285
Research	609,965	557,902	526,741	509,533	500,529	474,414	438,931	407,038	393,180
Public service	16,808	16,463	15,767	16,601	10,009	11,790	12,391	11,466	9,492
Academic support	190,073	192,810	155,183	152,207	130,764	142,790	147,613	130,717	141,687
Student services	62,338	57,152	49,962	45,291	42,794	40,607	39,536	38,022	35,147
Institutional support	121,632	111,505	101,308	85,058	79,844	74,651	71,879	64,917	68,249
Operation and maintenance of plant	69,355	63,445	63,548	59,699	48,130	43,017	39,434	44,978	40,312
Student financial aid	58,932	55,106	49,830	41,425	40,024	36,797	38,774	36,258	26,371
Medical center	692,853	656,326	573,102	524,314	490,795	447,545	414,722	394,974	358,976
Auxiliary enterprises	110,933	107,773	97,487	86,366	80,914	74,072	68,159	64,192	57,625
Depreciation	174,200	168,423	168,940	158,418	145,831	140,104	129,299	121,853	116,528
Impairment of capital assets	-	-	-	672	2,491	-	-	-	-
Other	2,182	10,374	8,974	10,268	4,218	5,011	2,215	2,420	1,338
Total	\$2,583,974	\$2,473,860	\$2,242,699	\$2,084,924	\$1,951,603	\$1,829,467	\$1,715,461	\$1,606,367	\$1,532,190
PLANT ASSETS									
Capitalized value	\$4,551,050	\$4,215,855	\$3,939,206	\$3,642,687	\$3,390,745	\$3,265,239	\$2,991,254	\$2,779,745	\$2,601,990
Accumulated depreciation	(2,110,767)	(1,973,935)	(1,834,174)	(1,699,060)	(1,570,690)	(1,561,944)	(1,458,708)	(1,373,321)	(1,297,270)
Net plant assets	\$2,440,283	\$2,241,920	\$2,105,032	\$1,943,627	\$1,820,055	\$1,703,295	\$1,532,546	\$1,406,424	\$1,304,720

Follow are the unaudited financial statements for the University of California, San Diego and the campus foundation for the years ended June 30, 2009, and past eight years.

Note: Amount included all fund groups.

(1) Restated 2008 Utilities expenses (decreased by \$ 26.004 million and Other expenses (increased \$ 26.004 million).

University of California, San Diego
2008-2009

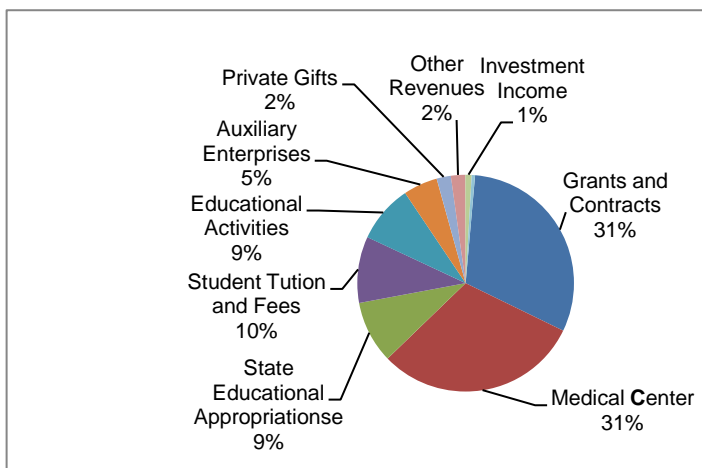
(Dollars in Thousands)

THE STATEMENT OF REVENUES AND EXPENSES
(UNAUDITED)

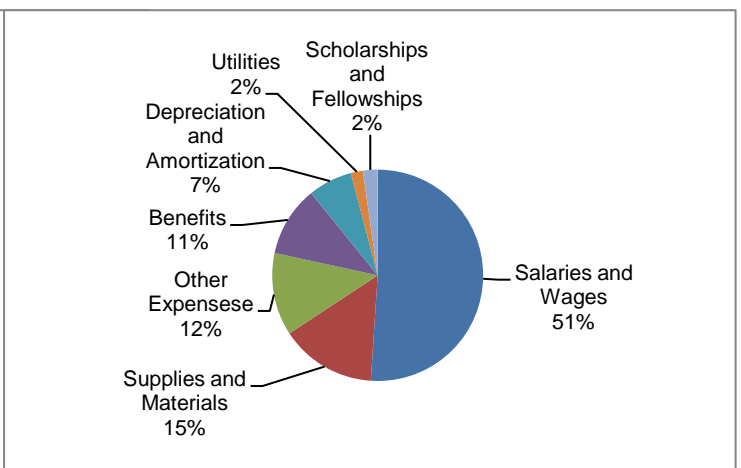
	Year Ended June 30, 2009			Year End June 30, 2008 ⁽¹⁾		
	Operating	Nonoperating	Total	Operating	Nonoperating	Total
Revenues						
Student tuition and fees, net	\$ 260,915		\$ 260,915	\$ 230,451		\$ 230,451
Grants and contracts	812,825		812,825	765,512		765,512
Medical center	805,547		805,547	732,500		732,500
Educational activities	227,425		227,425	223,764		223,764
Auxiliary enterprises, net	134,575		134,575	130,696		130,696
State educational appropriations	-	244,612	244,612	-	301,300	301,300
State financing appropriations	-	13,030	13,030	-	17,602	17,602
Private gifts	-	55,791	55,791	-	59,136	59,136
Investment income	-	24,613	24,613	-	24,505	24,505
Other revenues	56,752		56,752	54,936		54,936
Revenues supporting core activities	2,298,039	338,046	2,636,085	2,137,859	402,543	2,540,402
Expenses						
Salaries and wages	1,319,900	-	1,319,900	1,249,558	-	1,249,558
Benefits	278,283	-	278,283	252,920	-	252,920
Scholarships and fellowships	57,962	-	57,962	51,626	-	51,626
Utilities	47,997	-	47,997	43,675	-	43,675
Supplies and materials	379,893	-	379,893	383,559	-	383,559
Depreciation and amortization	174,200	-	174,200	168,423	-	168,423
Interest expense	-	336	336	-	4,743	4,743
Other expenses						
Building maintenance	108,280	-	108,280	106,944	-	106,944
Travel	33,963	-	33,963	32,171	-	32,171
Telecommunications	30,098	-	30,098	27,642	-	27,642
Other	153,398	1,215	154,613	157,341	641	157,982
Expenses associated with core activities	2,583,974	1,551	2,585,525	2,473,859	5,384	2,479,243
Income (loss) from core activities	\$ (285,935)	\$ 336,495	50,560	\$ (336,000)	\$ 397,159	61,159
Other Nonoperating Activities						
Loss on disposal of capital assets, net			(3,626)			(1,614)
Income before other changes in net assets			46,934			59,545
Other Changes in Net Assets						
State capital appropriations			20,797			48,672
Capital gifts and grants			10,894			22,982
Transfers			(34,998)			69,139
Increase in net assets			43,627			200,338
Net Assets						
Beginning of year			1,931,902			1,731,564
Cummulative effect of a change in accounting principle			(762)			-
End of year			\$ 1,974,767			\$ 1,931,902

(1) Restated 2008 Utilities expenses (decreased by \$ 26.004 million) and Other expenses (increased \$ 26.004 million).
See accompanying Notes to the Financial Statements.

2009 REVENUES SUPPORTING CORE ACTIVITIES



2009 EXPENSES ASSOCIATED WITH CORE ACTIVITIES



University of California, San Diego
Statement of Net Assets (Unaudited)
June 30, 2009 and 2008

(Dollar in Thousands)

	<u>Campus</u>		<u>Foundation</u>	
	2009	2008	2009	2008
ASSETS				
Current Assets				
Cash and equity in treasurer's investments	\$ 878,737	\$ 911,346	\$ 3,024	\$ 2,492
Investments held by trustees	676	1,443	72,437	72,814
Accounts receivable, net				
State and federal government	57,307	56,302	-	-
Medical center	149,857	158,819	-	-
Other	75,563	77,235	65	96
Pledges receivable, net	4,629	4,163	7,028	6,951
Notes receivable, net	2,476	2,280	-	-
Inventories	24,098	24,101	-	-
Other current assets	20,623	17,321	380	198
Total current assets	1,213,966	1,253,010	82,934	82,551
Noncurrent Assets				
Investments held by trustees	18,164	5,981	313,738	397,686
Pledges receivable	4,373	3,284	37,935	38,846
Notes and mortgages	28,169	26,993	-	-
Land, buildings, equipment, libraries, and special collections	4,551,051	4,215,855	-	-
Less: Accumulated depreciation	(2,110,767)	(1,973,935)	-	-
Other noncurrent assets	8,977	9,115	1,507	1,673
Total noncurrent assets	2,499,967	2,287,293	353,180	438,205
Total assets	\$ 3,713,933	\$ 3,540,303	\$ 436,114	\$ 520,756
LIABILITIES				
Current Liabilities				
Accounts payable	\$ 139,797	\$ 154,386	\$ 758	\$ 1,325
Accrued salaries and benefits	64,790	64,623	-	-
Deferred revenue	110,262	105,236	-	-
Current portion of long-term debt	46,556	46,367	-	-
Funds held for others	1,780	1,485	150	136
Annuities payable	-	-	1,200	1,288
Liabilities to life beneficiaries	-	-	1,059	1,501
Other current liabilities	77,991	72,054	-	-
Total current liabilities	441,176	444,151	3,167	4,250
Noncurrent Liabilities				
Federal refundable loans	23,177	22,936	-	-
Annuities payable	-	-	7,729	8,181
Liabilities to life beneficiaries	-	-	8,084	11,088
Long-term debt				
Revenue bonds	953,116	722,627	-	-
Certificates of participation	-	1,794	-	-
Mortgages and other borrowings	39,638	156,903	-	-
Capital lease obligations	228,820	205,209	-	-
Other noncurrent liabilities	53,240	54,781	-	449
Total noncurrent liabilities	1,297,991	1,164,250	15,813	19,718
Total liabilities	\$ 1,739,167	\$ 1,608,401	\$ 18,980	\$ 23,968
NET ASSETS				
Invested in capital assets, net of related debt	\$ 1,171,515	\$ 1,108,337	\$ -	\$ -
Restricted				
Nonexpendable				
Endowments	-	-	230,999	243,260
Annuity and life income funds	-	-	3,167	4,686
Expendable				
Endowments	-	-	58,360	115,596
Endowment income	10,636	10,830	-	-
Annuity and life income funds	-	-	4,989	6,091
Funds functioning as endowments	-	-	10,497	14,000
Loans	3,540	1,367	-	-
Gifts	80,343	81,940	105,879	110,492
Capital projects	6,703	15,250	-	-
Debt service	4,843	10,661	-	-
Other	93	54	-	-
Unrestricted	697,094	703,463	3,243	2,663
Total net assets	\$ 1,974,767	\$ 1,931,902	\$ 417,134	\$ 496,788

Financial statements for the University of California, San Diego are unaudited. Financial statements for the UC San Diego Foundation are audited. See accompanying Notes to the Financial Statements

University of California, San Diego
Statement of Revenues, Expenses, and Changes in Net Assets (Unaudited)
Years Ended June 30, 2009 and 2008

(Dollar in Thousands)

	Campus		Foundation	
	2009	2008 ⁽¹⁾	2009	2008
OPERATING REVENUES				
Student tuition and fees, net	\$ 260,915	\$ 230,451	\$ -	\$ -
Grants and contracts				
Federal	584,294	564,095	-	-
State	42,115	35,812	-	-
Private	175,215	153,152	-	-
Local	11,201	12,453	-	-
Sales and services				
Medical center	805,547	732,500	-	-
Educational activities	227,425	223,764	-	-
Auxiliary enterprises, net	134,575	130,696	-	-
Contributions revenue	-	-	32,409	40,007
Other operating revenues, net	56,752	54,936	-	-
Total operating revenues	2,298,039	2,137,859	32,409	40,007
OPERATING EXPENSES				
Salaries and wages	1,319,900	1,249,558	-	-
Benefits	278,283	252,920	-	-
Scholarships and fellowships	57,962	51,626	-	-
Utilities (1)	47,997	43,675	-	-
Supplies and materials	379,893	383,559	-	-
Depreciation and amortization	174,200	168,423	-	-
Grants to campus	-	-	47,107	61,356
Other operating expenses				
Building maintenance	108,280	106,944	-	-
Travel	33,963	32,171	-	-
Telecommunications	30,098	27,642	-	-
Other	153,398	157,341	29	123
Total operating expenses	2,583,974	2,473,859	47,136	61,479
Operating income (loss)	(285,935)	(336,000)	(14,727)	(21,472)
NONOPERATING REVENUES (EXPENSES)				
State educational appropriations	244,612	301,300	-	-
State financing appropriations	13,030	17,602	-	-
Private gifts	55,791	59,136	-	-
Investment income	24,613	24,505	7,702	10,433
Realized gain on sale of investments	-	-	1,620	9,203
Unrealized appreciation on investments	-	-	(84,377)	(25,405)
Interest expense	(336)	(4,743)	-	-
Change in value of annuity and life income liabilities	-	-	(2,613)	2,690
Loss on disposal of capital assets, net	(3,626)	(1,614)	-	-
Other nonoperating revenues (expenses)	(1,215)	(641)	126	(1,932)
Total net nonoperating revenues (expenses)	332,869	395,545	(77,542)	(5,011)
Income before other changes in net assets	46,934	59,545	(92,269)	(26,483)
OTHER CHANGES IN NET ASSETS				
State capital appropriations	20,797	48,672	-	-
Capital gifts and grants	10,894	22,982	-	-
Permanent endowments	-	-	12,616	14,654
Transfers	(34,998)	69,139	-	-
Total other changes in net assets	(3,307)	140,793	12,616	14,654
Increase in net assets	43,627	200,338	(79,653)	(11,829)
NET ASSETS				
Net assets, beginning of year	1,931,902	1,731,564	496,788	508,617
Cummulative effect of a change in accounting principle	(762)	-	-	-
Net assets, end of year	\$ 1,974,767	\$ 1,931,902	\$ 417,135	\$ 496,788

Financial statements for the University of California, San Diego are unaudited. Financial statements for the UC San Diego Foundation are audited. See accompanying Notes to the Financial Statements

(1) Restated 2008 Utilities expenses (decreased by \$ 26.000 million) and Other expenses (increased \$ 26.000 million).

University of California, San Diego
Statement of Cash Flows (Unaudited)
Years Ended June 30, 2009 and 2008

(Dollar in Thousands)	Campus		Foundation	
	2009	2008	2009	2008
CASH FLOWS FROM OPERATING ACTIVITIES				
Student tuition and fees	\$ 265,523	\$ 229,391	\$ -	\$ -
Grants and contracts	826,008	767,099	-	-
Receipts from sales and services of				
Medical center	815,155	700,359	-	-
Educational activities	223,545	219,145	-	-
Auxiliary enterprises	132,428	133,559	-	-
Receipts from contributions	-	-	32,343	34,584
Collections of loans to students and employees	3,008	2,960	-	-
Payments to employees	(1,316,526)	(1,229,537)	-	-
Payments to suppliers and utilities	(746,149)	(718,398)	-	-
Payments for benefits	(275,456)	(250,294)	-	-
Payments for scholarships and fellowships	(57,962)	(51,626)	-	-
Payments to campuses	-	-	(44,356)	(57,252)
Payments to beneficiaries	-	-	(2,536)	(2,707)
Loans issued to students and employees	(3,805)	(2,405)	-	-
Other receipts (payments)	34,489	50,880	(5,028)	(4,108)
Net cash provided (used) by operating activities	(99,742)	(148,867)	(19,577)	(29,483)
CASH FLOWS FROM NONCAPITAL FINANCING ACTIVITIES				
State educational appropriations	244,612	301,300	-	-
Private gifts for endowment purposes	-	-	11,802	13,492
Private gifts received for other than capital purposes	55,175	58,626	-	-
Other receipts (payments)	(9,668)	(1,738)	318	798
Net cash flows from noncapital financing activities	290,119	358,188	12,120	14,291
CASH FLOWS FROM CAPITAL AND RELATED FINANCING ACTIVITIES				
State capital appropriations	19,007	40,142	-	-
State financing appropriations	17,301	17,558	-	-
Capital gifts and grants	6,874	20,828	-	-
Proceeds from debt issuance	48,899	34,343	-	-
Proceeds from the sale of capital assets	204	124	-	-
Proceeds from insurance recoveries	-	-	-	-
Purchases of capital assets	(395,216)	(326,953)	-	-
Refinancing/prepayment outstanding debt	-	-	-	-
Principal paid on debt and capital leases	(18,563)	(14,459)	-	-
Interest paid on debt and capital leases	(2,609)	(3,571)	-	-
Net cash provided (used) by capital and related activities	(324,103)	(231,988)	-	-
CASH FLOWS FROM INVESTING ACTIVITIES				
Proceeds from sale and maturities of investments	(31)	(627)	51,944	156,375
Purchase of investments	-	-	(53,917)	(148,407)
Other receipts	4,492	-	9,962	8,894
Net cash provided (used) by investing activities	4,461	(627)	7,989	16,862
CHANGE IN ACCOUNTING PRINCIPALS				
Cumulative effect of change in accounting principals	(762)	-	-	-
Net change due to GASB Prouncements	(762)	-	-	-
CASH FLOWS FROM TRANSFERS				
Current				
Inter-campus	280,929	280,465	-	-
Interfund	(93,212)	(82,380)	-	-
Net revenue of bonds and other indebtedness programs	973	55,296	-	-
Unexpended plant	144,723	81,566	-	-
Retirement of indebtedness	(71,031)	(36,601)	-	-
Investment in plant	2	(445)	-	-
Loan	71	86	-	-
Indirect cost recovery	(165,680)	(154,195)	-	-
Net cash flows from transfers	96,775	143,792	-	-
Total net increase in cash	(33,252)	120,498	532	1,670
Cash beginning of year	911,040	790,542	2,492	822
Cash end of year	\$ 877,788	\$ 911,040	\$ 3,024	\$ 2,492
RECONCILIATION OF OPERATING LOSS TO NET CASH USED BY OPERATING ACTIVITIES				
Operating income (loss)	\$ (285,935)	\$ (336,001)	\$ (14,727)	\$ (21,471)
Depreciation and amortization expense	174,200	168,423	-	-
Noncash gifts	-	-	(1,313)	(2,855)
Allowance for doubtful accounts	7,707	2,078	-	46
Loss on impairment of capital assets	-	-	-	-
Change in assets and liabilities				
Receivables, net	2,262	(41,999)	835	(2,830)
Inventories	2	(1,203)	-	-
Deferred charges	(3,302)	(4,953)	-	-
Other assets	126	(357)	413	259
Accounts payable	(6,161)	27,970	(1,930)	873
Accrued salaries and benefits	169	11,711	-	-
Deferred revenue	5,956	12,823	-	-
Annuities payable	-	-	(2,854)	(3,505)
Other liabilities	5,234	12,641	-	-
Net cash used by operating activities	\$ (99,742)	\$ (148,867)	\$ (19,576)	\$ (29,483)

Financial statements for the University of California, San Diego are unaudited. Financial statements for the UC San Diego Foundation are audited.
See accompanying Notes to the Financial Statements

NOTES TO THE FINANCIAL SCHEDULES (UNAUDITED)

University of California, San Diego

SUMMARY OF SIGNIFICANT ACCOUNTING POLICIES

1. *Financial Reporting Entity* - The *unaudited* financial schedules contained in this publication are intended for internal use and provide an accounting for the funds that were available to the University of California, San Diego during the 2008-2009 fiscal year in furtherance of the major objectives of the institution - instruction, research, patient care, and public service.

The *unaudited* financial schedules represent the combined activities of campus departments and the UCSD Medical Center. However, campus activities within Office of the President (UCOP) programs, referred to as Location "O" funding, are considered operations of UCOP and are not included in summary totals in this report.

2. *Accrual Basis and Fund Accounting* - The accompanying *unaudited* financial statements of the university have been prepared in accordance with generally accepted accounting principles promulgated by the Governmental Accounting Standards Board (GASB), using the accrual basis of accounting. Revenues are recorded when earned and expenses are recorded when incurred and measurable.

To ensure the observance of limitations and restrictions placed on the resources available to the university, the accounts are maintained in accordance with the principles of fund accounting. Resources for various purposes are classified for accounting and reporting purposes into funds according to activities or objectives specified. The major fund groups are current funds, endowment and similar funds, loan funds, and plant funds.

3. *Fund Classification*

CURRENT FUNDS

Current funds are the basic operating funds of the university and provide the resources used for the current operations of the university in meeting its goals of providing instruction, research, patient care, and public service. Current funds balances are separated into those restricted by donors or grantors, and balances that are unrestricted. Restricted funds may be expended only for the purpose indicated by the donor or grantor, whereas the use of unrestricted funds is determined by the university to achieve its objectives. For statement purposes, unrestricted funds have been separated into the general fund, provided by the State of California, and designated, or other funds.

ENDOWMENT AND SIMILAR FUNDS

Endowment funds consist of endowments, funds functioning as endowments, and annuity and life income funds. Endowments require that the principal be invested in perpetuity, with the income used in accordance with the terms specified by the donor. Funds functioning as endowments are primarily gifts and related gains that are treated as endowments. Annuity and life income funds are held in trust with the annuity or income paid periodically to designated beneficiaries.

LOAN FUNDS

Loan funds consist of monies designated for loans to students, faculty, and staff. Loan funds are provided from federal student loan programs, university funds, and private donations.

PLANT FUNDS

The plant funds group includes four subgroups: unexpended plant funds, renewal and replacement funds, retirement of indebtedness funds, and investment in plant funds.

Unexpended plant funds are designated for the improvement or expansion of facilities of the campus. This includes land and building acquisitions, construction of new facilities, initial equipping of new buildings, renovation, remodeling and alteration of existing facilities, and general planning, studies, and surveys connected with the physical planning of the campus. Unexpended plant funds are provided by state of California appropriations, federal grants, private gifts and grants, loan and bond issue proceeds, and transfers from current funds.

Renewal and replacement funds, consisting of current funds transfers from self-supporting campus activities, are designated for use in the acquisition, construction, or replacement of capital assets.

Retirement of indebtedness funds have been established to record debt service payments and to accumulate funds for the retirement of specific outstanding loans, bonds, and certificates of participation. The majority of these funds are maintained at the Office of the President and, therefore, not all such funds are included in the campus financial schedules.

As projects are completed and are capitalized, the capitalized amounts and any related liabilities are transferred to the investment in plant subgroup. Within the investment in plant subgroup is recorded the original cost, or the fair

NOTES TO THE FINANCIAL SCHEDULES (UNAUDITED) - continued

University of California, San Diego

market value in the case of gifts, of the land, buildings, libraries and special collections, intangibles and equipment assets of the university. Related liabilities consisting of Regents' loans, State Public Works Board loans, bank and commercial paper loans, bonds, conditional sales contracts, and certificates of participation, administered by both the San Diego Campus and the Office of the President, are shown on the statement of net assets.

4. *Indirect Cost Recovery (Transfers)* - Indirect cost recoveries received by the campus in conjunction with the university's performance under contracts and grants are transferred to the Office of the President. These recoveries are then incorporated into the campus' annual budgetary allocations from the Office of the President after giving effect to recovery-sharing arrangements with the state of California. The total indirect cost recovery for the year was \$165.7 million (\$154.2 million for 2008).

5. *Academic Support Costs, Other* - The academic support function in the schedule of current funds expenditures by uniform classification category includes activities that provide services for the university's three primary missions - instruction, research, and public service. Expenses for this category for the year ended June 30, 2009 are summarized as follows (in thousands of dollars):

	Total
Medical group	\$81,571
Shipboard technical support - administration	1,860
Marine sciences recharge & support services	4,618
Scripps institute other	(686)
School of medicine recharge & support servic	3,094
Academic affairs recharge & support services	5,322
Other	(3,912)
Total Academic Support Other	\$91,867

6. Fiscal 2008 utility expenses were restated downward by \$26.0 million to \$43.7 million due to a mis-coding related to recharges. There is an offset reflected in other expenses of a like amount.

7. *Other Notes* - Additional notes to the financial schedules are included in the annual financial report for the University of California San Diego and is available at <http://blink.ucsd.edu/Blink/External/Topics/Sponsor/0,1362,3931,00.html>.

CURRENT FUNDS
REVENUES

UNIVERSITY OF CALIFORNIA, SAN DIEGO
2008-2009

(Dollars in Thousands)

CURRENT FUNDS REVENUES
(UNAUDITED)

	Total	Unrestricted		Restricted
		General	Designated	
<u>TUITION AND FEES</u>				
Regular session	\$ 273,395	\$ 35,494	\$ 237,901	\$ --
Summer session	12,735	--	12,735	--
University extension and continuing education	44,353	--	44,353	--
Student Tuition & Fees - Contra - Bad debts	13	(20)	33	--
Subtotal	330,496	35,473	295,023	--
Scholarship allowance	(69,581)	--	(69,581)	--
Total	260,915	35,473	225,442	--
<u>FEDERAL GOVERNMENT</u>				
	--	--	--	--
Grants	565,282	--	127,689	437,594
Contracts	19,440	--	3,031	16,409
United States government - Contra - Bad debts	(429)	--	--	(429)
Total	584,294	--	130,720	453,574
<u>STATE GOVERNMENT</u>				
Appropriations	276,041	244,613	--	31,429
Contracts and grants	23,699	--	3,314	20,384
State of California - Contra - Bad debts	17	--	--	17
Total	299,757	244,613	3,314	51,830
<u>LOCAL GOVERNMENT</u>	11,201	--	663	10,539
<u>PRIVATE GIFTS, GRANTS AND CONTRACTS</u>				
Gifts	55,790	--	110	55,680
Grants	46,062	--	3,054	43,008
Contracts	129,154	--	30,938	98,216
Total	231,006	--	34,102	196,904
<u>SALES AND SERVICES OF EDUCATIONAL ACTIVITIES</u>				
Medical group activities	193,882	--	193,882	--
Managed care	--	--	--	--
Other	33,544	4	33,540	--
Total	227,425	4	227,422	--
<u>SALES AND SERVICES OF AUXILIARY ENTERPRISES</u>				
Parking operations	17,338	--	17,338	--
Residence and dining halls	96,940	--	96,940	--
Bookstore	30,702	--	30,702	--
Other	4,000	--	4,000	--
Sales & services of Auxiliary Enterprises - Contra - Bad debt	(131)	--	(131)	--
Subtotal	148,850	--	148,850	--
Scholarship allowance	(14,275)	--	(14,275)	--
Total	134,575	--	134,575	--
<u>SALES AND SERVICES OF MEDICAL CENTERS</u>	805,547	--	805,547	--
<u>OTHER SOURCES</u>				
Service enterprises	500	--	500	--
Property rental and other	61,011	--	61,013	(3)
Other sources - Contra - Bad debts	(65)	--	(65)	--
Subtotal	61,445	--	61,448	(3)
Scholarship allowance	(208)	--	(208)	--
Total	61,237	--	61,240	(3)
Total Current Funds Revenues	\$ 2,615,958	\$ 280,090	\$ 1,623,024	\$ 712,844

**CURRENT FUNDS EXPENDITURES
BY UNIFORM CLASSIFICATION CATEGORY**

University of California, San Diego
2008-2009

(Dollars in Thousands)

CURRENT FUNDS EXPENDITURES BY UNIFORM CLASSIFICATION CATEGORY
(UNAUDITED)

	Current Funds				Distribution		
	Total	Unrestricted		Restricted	Salaries and Wages	Other Expenditures	Recharges
		General	Designated				
INSTRUCTION							
GENERAL ACADEMIC							
Area studies	\$ 7,135	\$ 6,157	\$ 781	\$ 196	\$ 5,297	\$ 1,852	\$ 15
Biological sciences	25,400	23,668	1,463	268	15,929	9,473	2
Business and management	12,889	4,383	8,392	113	8,319	4,581	11
Communications	4,181	4,022	115	44	3,341	842	2
Computer and information studies	25,252	21,935	1,949	1,369	18,333	6,919	--
Education	4,442	3,471	635	335	2,952	1,490	--
Engineering	24,247	21,836	1,295	1,116	17,184	7,063	--
Fine and applied arts	12,351	11,906	241	205	9,626	2,726	1
Foreign languages	3,845	3,752	90	3	3,055	790	--
Health professions							
Medicine	195,559	43,654	144,652	7,252	169,367	72,673	46,481
Pharmacy	7,116	2,059	4,782	275	4,621	2,499	4
Letters	25,464	22,981	2,029	454	19,696	5,907	139
Mathematics	10,942	10,670	208	64	9,042	1,900	--
Physical sciences	34,371	30,982	2,287	1,103	24,713	9,658	--
Psychology	6,872	6,458	398	16	5,389	1,483	--
Social sciences	35,618	32,532	2,523	563	28,002	7,616	(0)
Interdisciplinary studies	14,970	12,876	2,038	57	6,150	8,820	--
Compensated absences accrual	1,305	(961)	2,248	18	924	381	--
Other	(7,832)	(187)	(7,645)	--	--	(7,832)	--
Total	444,127	262,193	168,484	13,451	351,940	138,840	46,653
SUMMER SESSION	605	--	605	--	262	343	--
EXTENSION STUDIES AND PUBLIC PROGRAMS	36,301	40	32,011	4,250	16,881	23,623	4,202
EDUCATIONAL FEE EXPENSE PRORATION	--	(58,945)	58,945	--	--	--	--
Subtotal Instruction	481,033	203,288	260,045	17,700	369,082	162,806	50,855
ELIMINATED CAPITAL EXPENDITURES	(6,329)	(3,570)	(2,062)	(697)	--	(6,329)	--
Total Instruction	474,704	199,718	257,983	17,004	369,082	156,477	50,855

University of California, San Diego
2008-2009

(Dollars in Thousands)

CURRENT FUNDS EXPENDITURES BY UNIFORM CLASSIFICATION CATEGORY
(UNAUDITED)

	Current Funds				Distribution		
	Total	Unrestricted		Restricted	Salaries and Wages	Other Expenditures	Recharges
		General	Designated				
RESEARCH							
INSTITUTES AND RESEARCH CENTERS							
Area studies	365	286	12	67	169	196	--
Biological sciences	2,610	271	399	1,940	1,294	1,352	35
Computer and information studies	53,418	1,772	7,933	43,714	24,774	28,649	5
Engineering	26,147	1,173	706	24,268	11,287	14,879	20
Fine and applied arts	416	98	34	283	260	155	--
Health professions - medicine	50,296	1,264	1,429	47,603	24,032	26,264	--
Physical sciences	126,426	14,919	2,261	109,246	46,034	82,776	2,384
Psychology	7,986	423	233	7,330	3,820	4,167	--
Social sciences	3,838	480	486	2,872	1,585	2,254	1
Compensated absences accrual	552	(34)	(225)	812	278	275	--
Total	272,055	20,652	13,267	238,135	113,534	160,966	2,445
INDIVIDUAL OR PROJECT RESEARCH							
Area Studies	1,012	10	22	980	534	478	--
Biological sciences	24,325	643	794	22,888	12,153	12,172	--
Business and management	187	76	(66)	178	108	79	--
Communications	153	67	73	13	122	48	17
Computer and information studies	20,067	2,152	229	17,685	10,633	9,433	--
Education	581	6	1	574	384	197	--
Engineering	2,516	49	291	2,176	924	1,592	--
Fine and applied arts	388	124	77	187	127	260	--
Foreign languages	101	16	25	61	67	34	--
Health professions Medicine	263,774	2,493	4,041	257,240	122,825	141,053	105
Interdisciplinary studies	153	58	54	41	36	117	--
Letters	478	220	73	185	200	277	--
Mathematics	2,542	40	130	2,371	1,567	974	--
Physical sciences	28,122	123	1,577	26,422	13,029	15,109	15
Pharmacy	7,051	60	34	6,958	3,718	3,333	--
Psychology	4,680	238	48	4,394	2,512	2,168	0
Social sciences	2,727	921	146	1,661	1,535	1,193	--
Other	7,299	(237)	8,421	(885)	21	7,279	--
Total	366,156	7,058	15,969	343,128	170,495	195,797	137
OTHER PROVISIONS	527	230	4,106	(3,808)	268	259	--
Subtotal Research	638,738	27,940	33,342	577,455	284,297	357,023	2,582
ELIMINATED CAPITAL EXPENDITURES	(28,774)	(815)	(1,223)	(26,736)	--	(28,774)	--
Total Research	609,964	27,125	32,120	550,719	284,297	328,249	2,582

University of California, San Diego
2008-2009

(Dollars in Thousands)

CURRENT FUNDS EXPENDITURES BY UNIFORM CLASSIFICATION CATEGORY
(UNAUDITED)

	Current Funds				Distribution		
	Total	Unrestricted		Restricted	Salaries and Wages	Other Expenditures	Recharges
		General	Designated				
<u>PUBLIC SERVICE</u>							
COMMUNITY SERVICE							
Arts and lectures	2,477	23	2,281	173	689	2,010	223
Community service projects	4,433	2,208	556	1,668	2,665	2,258	490
Work study programs							
Contracting agencies	352	35	63	254	315	37	--
Other	9,363	1,843	661	6,859	4,999	4,368	4
Compensated absences accrual	27	(30)	22	34	20	6	--
Total	16,651	4,079	3,584	8,989	8,689	8,679	716
COOPERATIVE EXTENSION SERVICE							
	174	--	--	174	136	38	--
Subtotal Public Service	16,826	4,079	3,584	9,163	8,824	8,717	716
ELIMINATED CAPITAL EXPENDITURES							
	(19)	(5)	--	(14)	--	(19)	--
Total Public Service	16,807	4,074	3,584	9,150	8,824	8,699	716
<u>ACADEMIC SUPPORT</u>							
ANCILLARY SUPPORT							
Fine arts productions	813	707	105	2	528	336	51
Medical laboratories	12,974	--	12,538	436	8,705	8,354	4,086
Psychology clinic	4,453	--	4,451	2	2,693	1,760	--
Research vessels	(533)	--	(649)	116	6,284	12,828	19,645
Shops	2,581	--	2,581	--	2,577	4,418	4,414
Vivarium	(620)	878	(1,497)	--	5,585	4,619	10,823
Other	91,867	5,719	83,331	2,817	47,831	63,219	19,182
Total	111,536	7,304	100,859	3,374	74,203	95,534	58,201
ACADEMIC ADMINISTRATION							
	50,552	28,972	18,337	3,242	25,470	32,653	7,571
AUDIO VISUAL SERVICES							
	3,301	1,364	1,886	51	2,220	1,614	533
COMPUTING SUPPORT							
	3,357	160	3,196	1	4,412	6,917	7,972
COURSE AND CURRICULUM DEVELOPMENT							
	67	64	--	3	45	22	--
EDUCATIONAL FEE EXPENSE PRORATION							
	--	(8,281)	8,281	--	--	--	--
LIBRARIES							
	37,752	32,370	3,456	1,926	16,536	21,366	150
MUSEUMS AND GALLERIES							
	5,113	53	3,599	1,461	2,690	2,602	179
COMPENSATED ABSENCES ACCRUAL							
	886	179	577	130	723	163	--
Subtotal Academic Support	212,564	62,186	140,191	10,188	126,300	160,871	74,606
ELIMINATED CAPITAL EXPENDITURES							
	(22,491)	(18,360)	(1,988)	(2,143)	(6,872)	(15,619)	--
Total Academic Support	190,073	43,825	138,203	8,044	119,428	145,251	74,606

University of California, San Diego
2008-2009

(Dollars in Thousands)

CURRENT FUNDS EXPENDITURES BY UNIFORM CLASSIFICATION CATEGORY
(UNAUDITED)

	Current Funds				Distribution		
	Total	Unrestricted		Restricted	Salaries and Wages	Other Expenditures	Recharges
		General	Designated				
UCSD MEDICAL CENTER							
UCSD medical center	712,320	7,879	703,983	459	299,746	444,206	31,632
ELIMINATED CAPITAL EXPENDITURES	(19,527)	--	(19,472)	(55)	--	(19,527)	--
Total UCSD Medical Center	692,793	7,879	684,511	403	299,746	424,679	31,632
STUDENT SERVICES							
ADMINISTRATION	9,062	1,072	3,690	4,300	3,874	5,188	--
SOCIAL AND CULTURAL ACTIVITIES							
Cultural programs	702	--	699	3	83	622	3
Housing services	159	10	145	4	121	100	62
Other social services	9,986	69	9,834	83	5,558	9,392	4,963
Public ceremonies	34	--	34	--	1	34	--
Recreational programs	15,428	--	15,021	407	7,755	8,197	524
Total	26,310	79	25,733	498	13,517	18,345	5,552
COUNSELING AND CAREER GUIDANCE							
Counseling	6,164	868	3,987	1,308	3,405	2,768	9
Disadvantaged student assistance	813	827	(17)	3	450	388	25
Foreign student programs	1,284	71	1,210	3	895	423	35
Placement	1,960	1	1,858	101	1,143	827	10
Total	10,221	1,767	7,039	1,415	5,893	4,407	79
FINANCIAL AID ADMINISTRATION							
	3,331	2,483	829	19	2,169	1,162	--
STUDENT ADMISSIONS AND RECORDS							
Admissions	3,285	3,115	159	11	1,940	1,345	--
Registrar	2,703	2,055	630	19	1,559	1,146	2
Total	5,988	5,170	789	30	3,499	2,491	2
STUDENT HEALTH SERVICES							
	7,556	--	7,550	6	3,947	3,674	65
EDUCATIONAL FEE EXPENSE PRORATION							
	--	(11,231)	11,231	--	--	--	--
COMPENSATED ABSENCES ACCRUAL							
	136	715	(593)	14	162	(26)	--
Subtotal Student Services	62,604	53	56,270	6,281	33,062	35,240	5,698
ELIMINATED CAPITAL EXPENDITURES	(264)	(53)	(146)	(64)	--	(264)	--
Total Student Services	62,341	--	56,124	6,217	33,062	34,976	5,698

University of California, San Diego
2008-2009

(Dollars in Thousands)

CURRENT FUNDS EXPENDITURES BY UNIFORM CLASSIFICATION CATEGORY
(UNAUDITED)

	Current Funds				Distribution		
	Total	Unrestricted		Restricted	Salaries and Wages	Other Expenditures	Recharges
		General	Designated				
INSTITUTIONAL SUPPORT							
EXECUTIVE MANAGEMENT							
Chancellor and vice-chancellors	21,778	14,423	7,145	210	13,906	7,890	18
General counsel	880	879	1	--	655	225	--
Academic senate secretariat	861	818	40	3	609	252	--
Planning and budgeting	15,773	4,090	11,683	1	3,298	12,476	--
Total	39,293	20,211	18,869	213	18,469	20,843	18
FISCAL OPERATIONS							
Accounting	14,811	5,622	9,168	21	9,381	8,206	2,776
Auditing	1,581	1,557	23	--	1,530	662	612
Bad debt write-off	(431)	--	(431)	--	--	(431)	--
Cashiers office	556	488	69	--	352	204	--
Office of contracts and grants administration	2,793	0	2,792	1	1,992	802	--
Total	19,310	7,667	11,621	22	13,256	9,443	3,388
GENERAL ADMINISTRATIVE SERVICES							
Environmental health and safety	6,561	506	6,045	10	4,818	3,014	1,271
Information systems	15,383	9,470	5,913	1	8,086	7,678	381
Human resources	7,868	4,773	3,094	1	10,858	4,722	7,712
Other	10,665	6,471	4,014	180	3,787	10,293	3,414
Total	40,478	21,221	19,065	192	27,549	25,707	12,777
LOGISTICAL SERVICES							
Business management	(11)	--	(12)	1	368	593	972
Construction management	9	--	9	--	4,382	12,091	16,464
Duplicating	(24)	89	(121)	7	1,213	2,870	4,108
Garage	734	70	664	0	769	4,387	4,422
Mail and messenger	209	159	40	10	654	1,874	2,319
Materiel management	3,672	2,497	1,175	1	3,736	12,101	12,165
Police	4,777	2,743	2,027	7	4,727	2,290	2,240
Telephone	499	625	(127)	1	5,943	16,497	21,941
Total	9,867	6,184	3,656	27	21,794	52,704	64,630
COMMUNITY RELATIONS							
Development	14,658	169	11,190	3,299	8,674	6,081	97
Public information	3,082	1,557	1,525	--	1,962	1,121	--
Publications	345	354	(9)	--	404	492	552
Total	18,085	2,080	12,706	3,299	11,039	7,694	648
EDUCATIONAL FEE EXPENSE PRORATION							
	--	(11,991)	11,991	--	--	--	--
COMPENSATED ABSENCES ACCRUAL							
	(849)	(854)	(39)	43	446	(1,295)	--
Subtotal Institutional Support	126,185	44,517	77,870	3,798	92,552	115,095	81,462
ELIMINATED CAPITAL EXPENDITURES							
	(4,553)	(8)	(4,545)	(0)	--	(4,553)	--
Total Institutional Support	121,632	44,509	73,325	3,797	92,552	110,542	81,462

University of California, San Diego
2008-2009

(Dollars in Thousands)

CURRENT FUNDS EXPENDITURES BY UNIFORM CLASSIFICATION CATEGORY
(UNAUDITED)

	Current Funds			Distribution			
	Total	Unrestricted		Restricted	Salaries and Wages	Other Expenditures	Recharges
		General	Designated				
OPERATION AND MAINTENANCE OF PLANT							
Administration	327	(577)	905	--	3,062	(1,968)	767
Building maintenance and major repairs and alterations	17,685	11,386	6,300	--	2,862	19,309	4,486
Grounds maintenance	2,900	2,841	59	--	2,429	5,294	4,823
Janitorial service	8,903	8,855	48	--	4,759	5,718	1,574
Plant service	870	--	870	0	4,227	26,674	30,031
Refuse disposal	2,324	1,211	1,108	4	733	2,885	1,295
Utilities	29,387	29,307	79	0	1,504	37,297	9,414
Other	6,902	1,692	5,209	--	--	6,902	--
Compensated absences accrual	97	74	23	--	70	26	--
Educational fee expense proration	--	(10,813)	10,813	--	--	--	--
Subtotal Operation and Maintenance of Plant	69,395	43,977	25,414	4	19,647	102,137	52,389
ELIMINATED CAPITAL EXPENDITURES	(41)	(12)	(30)	--	--	(41)	--
Total Operation and Maintenance of Plant	69,354	43,965	25,384	4	19,647	102,096	52,389
STUDENT FINANCIAL AID							
Student financial aid	142,995	8,658	58,417	75,920	790	142,205	--
Scholarship allowance	(84,064)	--	(84,064)	--	--	(84,064)	--
Total Student Financial Aid	58,932	8,658	(25,646)	75,920	790	58,141	--
AUXILIARY ENTERPRISES							
Apartments	20,295	--	20,261	34	1,452	20,412	1,569
Bookstores	29,299	--	29,261	38	4,796	34,885	10,382
Cafeterias	1,336	--	1,320	17	1,611	2,777	3,052
Parking	15,038	--	14,983	55	5,464	21,309	11,736
Residence halls	40,485	--	40,235	250	17,420	54,647	31,582
Other	4,621	--	4,381	240	2,136	3,775	1,291
Compensated absences accrual	104	--	104	--	78	26	--
Subtotal Auxiliary Enterprises	111,176	--	110,543	633	32,959	137,832	59,614
ELIMINATED CAPITAL EXPENDITURES	(244)	--	(244)	--	--	(244)	--
Total Auxiliary Enterprises	110,933	--	110,300	633	32,959	137,588	59,614
Total Current Funds Expenditures	\$ 2,407,532	\$ 379,753	\$ 1,355,887	\$ 671,892	\$ 1,260,387	\$ 1,506,699	\$ 359,554

**CURRENT FUNDS EXPENDITURES
BY DEPARTMENT**

University of California, San Diego
2008-2009

(Dollars in Thousands)

CURRENT FUNDS EXPENDITURES BY DEPARTMENT
(UNAUDITED)

	Current Funds				Distribution		
	Total	Unrestricted		Restricted	Salaries and Wages	Other Expenditures	Recharges
		General	Designated				
GRADUATE SCHOOL OF INTERNATIONAL RELATIONS AND PACIFIC STUDIES							
INSTRUCTION	\$ 7,135	\$ 6,157	\$ 781	\$ 196	\$ 5,297	\$ 1,852	\$ 15
RESEARCH	1,012	10	22	980	534	478	--
PUBLIC SERVICE	674	--	--	674	204	470	--
ACADEMIC SUPPORT	13	--	13	--	--	40	27
Total Graduate School of International Relations and Pacific Studies	8,834	6,167	817	1,850	6,035	2,840	42
JACOBS SCHOOL OF ENGINEERING							
INSTRUCTION							
Bioengineering	5,808	4,525	502	781	3,423	2,384	--
Computer science and engineering	9,789	8,315	1,358	116	7,686	2,104	--
Electrical and computer engineering	10,830	9,775	584	471	8,368	2,462	--
Material science program	3,974	3,734	193	47	2,692	1,282	--
Mechanical and aerospace engineering	9,658	8,994	545	118	7,529	2,129	--
Structural systems research project	4,807	4,583	55	169	3,539	1,267	--
Total	44,866	39,926	3,237	1,703	33,237	11,629	--
RESEARCH							
Bioengineering	9,670	211	65	9,394	4,113	5,558	(0)
California institute--telecommunications and information technology	21,418	1,033	5,174	15,211	10,225	11,199	5
Computer science and engineering	7,682	568	75	7,039	4,251	3,431	--
Dean's office--engineering	2,516	49	291	2,176	924	1,592	--
Electrical and computer engineering	12,386	1,584	155	10,646	6,382	6,002	(1)
Fusion energy research center	(20)	--	(20)	--	(0)	0	20
Mechanical and aerospace engineering	6,720	923	160	5,636	3,209	3,512	1
Structural systems research project	6,548	(118)	254	6,412	2,200	4,347	--
Total	66,920	4,251	6,155	56,514	31,304	35,642	25
PUBLIC SERVICE							
Dean's office--engineering	533	1,044	--	(511)	402	131	--
Total	533	1,044	--	(511)	402	131	--
ACADEMIC SUPPORT							
Dean's office--engineering	3,285	2,726	407	151	2,161	1,795	671
Cal it2--support services	526	--	524	2	963	1,441	1,878
Electrical and computer engineering	102	--	102	--	13	89	--
Engineering support services	679	--	679	--	135	786	241
Mechanical and aerospace engineering	104	--	104	--	84	68	48
Structural systems research project	796	--	795	1	780	664	647
Total	5,492	2,726	2,612	154	4,135	4,843	3,485
Total Jacobs School of Engineering	117,812	47,948	12,003	57,860	69,078	52,245	3,511
RADY SCHOOL OF MANAGEMENT							
INSTRUCTION	12,889	4,383	8,392	113	8,319	4,581	11
RESEARCH	187	76	(66)	178	108	79	--
Total Rady School of Management	13,076	4,459	8,326	291	8,427	4,660	11

University of California, San Diego
2008-2009

(Dollars in Thousands)

CURRENT FUNDS EXPENDITURES BY DEPARTMENT
(UNAUDITED)

	Current Funds				Distribution		
	Total	Unrestricted		Restricted	Salaries and Wages	Other Expenditures	Recharges
		General	Designated				
SCHOOL OF MEDICINE							
INSTRUCTION							
Anesthesiology	13,552	1,491	12,056	5	15,532	3,518	5,498
Bioengineering--medical	442	441	1	--	359	83	--
Cancer center	1,031	38	978	16	740	312	20
Cellular and molecular medicine	1,442	1,388	--	55	897	545	--
Chemistry--medical	3	--	--	3	--	3	--
Educational fee offset	34	--	34	--	--	34	--
Electives program	20	--	20	--	1	18	--
Emergency medical program	3,079	31	3,048	--	7,489	1,505	5,914
Family and preventive medicine	3,786	2,179	249	1,358	7,387	(2,468)	1,133
Intern and resident program	2,505	2,505	--	--	--	2,505	--
Malpractice insurance	3,156	1,486	1,670	--	--	3,156	--
Medicine	33,452	10,003	20,161	3,288	32,800	10,875	10,224
Neurosciences	7,723	2,981	3,890	852	5,969	2,387	633
Office of continuing medical education	6,588	--	6,568	20	1,708	9,287	4,408
Office of learning resources--core courses support	3,396	5	3,148	243	2,356	2,422	1,381
Ophthalmology	9,153	1,075	8,078	1	7,746	2,195	788
Orthopaedics	6,173	806	5,162	205	5,740	1,771	1,338
Pathology	7,694	2,970	4,420	304	6,381	3,008	1,695
Pediatrics	21,850	3,599	17,914	337	13,571	9,284	1,004
Pharmacology	2,742	1,544	1,107	91	1,612	1,131	1
Psychiatry	14,049	3,821	10,128	100	10,902	4,550	1,403
Radiology	19,094	1,797	17,217	80	15,339	6,265	2,511
Reproductive medicine	9,972	1,718	8,200	53	9,533	3,142	2,703
Surgery	24,582	3,736	20,604	242	23,276	7,132	5,827
The SIO department--medical	43	43	--	--	29	13	--
Total	195,559	43,654	144,652	7,252	169,367	72,673	46,481
RESEARCH							
Academic geriatric resource program	162	108	--	55	110	53	--
Anesthesiology	4,331	214	257	3,860	2,394	1,937	--
Bioengineering--medical	159	--	--	159	92	67	--
Cellular and molecular medicine	11,335	570	1,182	9,584	4,860	6,475	--
Committee on research	31	13	19	--	--	31	--
Dean's office	1,800	1,047	254	500	578	1,222	--
Emergency medical program	627	--	2	625	463	164	--
Family and preventive medicine	8,179	23	19	8,137	4,851	3,333	5
Medicine	75,566	404	548	74,615	35,451	40,200	84
Neurosciences	38,212	173	57	37,982	12,927	25,285	--
Organized research units							
Cancer center	38,743	587	1,273	36,883	17,603	21,140	--
Center academic research and training anthropogen	577	--	87	490	249	328	--
Glycobiology research and training center	494	--	--	494	275	219	--
Institute for engineering in medicine	90	--	--	90	29	61	--
Institute for research on aging	879	--	2	877	684	195	--
Institute of molecular medicine	57	--	47	9	31	25	--
Research in biological structures	9,050	558	8	8,484	4,914	4,136	--
White mountain research station	233	--	12	221	130	102	--
Ophthalmology	8,167	(0)	5	8,163	4,232	3,935	--
Orthopaedics	10	--	--	10	8	2	--
Pathology	8,799	103	40	8,656	3,862	4,938	0
Pediatrics	25,962	8	299	25,655	13,141	12,822	--
Pharmacology	19,209	26	772	18,411	7,290	11,919	--
Psychiatry	43,047	198	115	42,733	21,982	21,064	--
Radiology	7,534	15	68	7,451	4,519	3,016	--
Reproductive medicine	2,739	(295)	1	3,033	1,653	1,086	--
Surgery	8,076	7	406	7,662	4,532	3,560	16
Total	314,070	3,757	5,471	304,842	146,858	167,317	105

University of California, San Diego
2008-2009

(Dollars in Thousands)

CURRENT FUNDS EXPENDITURES BY DEPARTMENT
(UNAUDITED)

	Current Funds			Distribution			
	Total	Unrestricted		Restricted	Salaries and Wages	Other Expenditures	Recharges
		General	Designated				
PUBLIC SERVICE							
Area health and education center	174	--	--	174	136	38	--
Organized research units							
Cancer center	5	--	5	--	2	3	--
Medical education	894	242	143	509	465	429	--
Medicine	778	--	0	777	472	305	--
Pediatrics	567	457	0	110	332	234	--
Total	2,417	699	148	1,570	1,407	1,010	--
ACADEMIC SUPPORT							
Anesthesiology support services	338	--	338	--	164	237	62
Center for molecular genetics	27	15	11	--	12	15	--
Dean's office							
Admissions	351	--	351	--	209	142	--
General operating costs	23,973	10,840	12,914	219	5,365	18,607	--
Human subjects committee	596	191	406	--	407	189	--
International education	161	--	161	--	118	44	--
Student affairs	678	--	12	666	241	437	--
Student performance	167	--	140	28	216	373	423
Support services	3,067	--	2,990	77	2,326	7,258	6,517
Laboratories and support services							
Cancer center	6,549	--	6,546	3	4,243	3,971	1,666
Cellular and molecular medicine	155	--	155	--	66	102	13
Center for research in biological structures	(16)	--	(16)	--	1	25	43
Clinical investigations institute	11	--	11	--	18	5	12
Clinical pharmacy services	20	--	20	--	96	62	137
Family and preventive medicine	944	--	944	0	1,781	912	1,749
Medicine	4,930	--	4,499	432	2,969	2,463	501
Hospitalist support services	36	--	36	--	34	1	--
Neurosciences	896	--	896	--	149	747	--
Ophthalmology	767	--	767	--	532	235	--
Orthopaedics	9	--	9	--	--	9	--
Pathology	817	--	817	0	458	371	11
Pediatrics	1,677	--	1,676	1	945	844	111
Psychiatry	3,897	--	3,696	201	1,879	2,109	90
Radiology	286	--	286	--	937	875	1,526
Reproductive medicine	(16)	--	(16)	--	26	44	86
Surgery	1,436	--	1,430	6	771	1,212	547
Managed care	--	--	--	--	1,446	(1,446)	--
Medical group operations	72,502	--	72,502	--	31,120	41,517	134
Office of learning resources	2,570	629	1,890	51	1,773	1,326	530
Psychiatry clinic	4,453	--	4,451	2	2,693	1,760	--
Vice chancellor health sciences planning	1,004	--	1,004	1	4,059	2,358	5,413
Total	132,287	11,675	118,926	1,686	65,053	86,806	19,572
Total School of Medicine	644,333	59,785	269,197	315,350	382,685	327,805	66,158
SKAGGS SCHOOL OF PHARMACY AND PHARMACEUTICAL SCIENCES							
INSTRUCTION	7,116	2,059	4,782	275	4,621	2,499	4
RESEARCH	7,051	60	34	6,958	3,718	3,333	--
ACADEMIC SUPPORT	198	--	197	1	42	156	--
Total Skaggs School of Pharmacy and Pharmaceutical Sciences	14,365	2,118	5,014	7,234	8,381	5,987	4

University of California, San Diego
2008-2009

(Dollars in Thousands)

CURRENT FUNDS EXPENDITURES BY DEPARTMENT
(UNAUDITED)

	Current Funds			Distribution			
	Total	Unrestricted		Restricted	Salaries and Wages	Other Expenditures	Recharges
		General	Designated				
CAMPUS-WIDE DEPARTMENTS							
INSTRUCTION							
Academic computing							
Advisor	512	512	--	--	--	512	--
Computing services	48	48	--	--	--	48	--
Instruction and research facility	3,841	3,223	7	611	2,280	1,560	--
Instructional use of computing advisor	232	61	--	171	--	232	--
Academic field studies	281	281	--	--	197	84	--
Anthropology	3,308	3,154	150	3	2,495	813	--
Area and ethnic studies and research	1,715	1,713	2	0	1,394	321	--
Biological sciences	25,400	23,668	1,463	268	15,929	9,473	2
California literature project	743	--	732	11	205	676	139
Center for research in educational equity, assessment, and teaching excellence	137	--	(0)	137	24	113	--
Chemistry and biochemistry	15,138	13,508	979	651	10,301	4,837	--
Cognitive science	3,286	3,252	32	2	2,565	721	--
Community medicine--general campus	4,149	4,011	115	23	3,317	834	2
Economics	9,438	9,019	393	26	7,965	1,473	--
Education studies	149	5	--	144	80	69	--
Ethnic studies	1,896	1,853	43	--	1,465	431	--
History	6,318	5,842	233	243	5,071	1,247	--
Human development program	496	476	19	--	365	130	--
Interdisciplinary sequence							
Contemporary issues	104	97	7	--	73	31	--
Cultural traditions	132	118	14	--	97	35	--
Environmental systems	160	153	6	--	116	44	--
Geometry and physics	127	76	--	52	87	41	--
Humanities	856	813	44	--	739	117	--
Special studies	25	25	--	--	14	11	--
Urban and rural studies	655	610	42	2	535	119	--
International studies program	326	326	--	--	265	60	--
Language learning laboratory	158	155	--	3	114	44	--
Linguistics	2,117	2,109	8	--	1,598	519	--
Literature	8,724	8,513	188	23	7,112	1,611	--
Mathematics	10,769	10,557	208	4	8,922	1,848	--
Mathematics placement and testing	173	113	0	60	120	53	--
Music	6,310	6,037	87	186	4,878	1,433	--
Philosophy	3,517	3,399	96	21	2,853	664	--
Physics	13,116	12,122	838	156	9,837	3,278	--
Political science	8,350	7,803	527	21	6,757	1,593	(0)
Psychology	6,872	6,458	398	16	5,389	1,483	--
Resource administration data	32	11	--	21	24	7	--
Social sciences computing	359	359	--	1	263	97	--
Sociology	5,026	4,521	237	268	3,628	1,398	--
Subject a program	3,830	3,140	636	55	2,582	1,249	--
Theatre and dance	7,519	6,269	859	391	5,319	2,200	0
Undergraduate language program	1,569	1,488	81	--	1,343	226	--
Visual arts	6,041	5,869	153	18	4,748	1,293	1
Writing program	4,962	4,800	155	8	4,206	756	--
Educational fee expense proration	--	(58,945)	58,945	--	--	--	--
Other general campus	418	--	418	--	326	92	--
Total	169,336	97,621	68,117	3,598	125,601	43,878	143

University of California, San Diego
2008-2009

(Dollars in Thousands)

CURRENT FUNDS EXPENDITURES BY DEPARTMENT
(UNAUDITED)

	Current Funds			Distribution			
	Total	Unrestricted		Restricted	Salaries and Wages	Other Expenditures	Recharges
		General	Designated				
RESEARCH							
African american studies							
research project	55	51	3	1	1	54	--
Anthropology	514	48	3	462	222	292	--
Biological sciences	24,325	643	794	22,888	12,153	12,172	--
California literature project	8	--	--	8	--	8	--
Chemistry and biochemistry	16,990	71	712	16,207	7,747	9,258	15
Cognitive science	1,939	77	11	1,852	1,150	789	--
Communication	153	67	73	13	122	48	17
Education studies	176	6	1	169	101	75	--
Ethnic studies	107	108	11	(12)	29	78	--
Economics	952	435	18	498	585	367	--
History	173	100	30	43	46	127	--
Interdisciplinary sequence							
Humanities	100	58	1	41	36	64	--
Linguistics	101	16	25	61	67	34	--
Literature	227	167	24	36	62	165	--
Mathematics	2,542	40	130	2,371	1,567	974	--
Music	126	59	16	51	41	85	--
Organized research units							
Centers							
Astrophysics and space science	4,197	504	71	3,622	2,567	1,632	2
Comparative immigration studies	365	137	39	189	155	211	1
Chronobiology	--	--	--	--	--	--	--
Energy research	4,672	227	87	4,357	2,615	2,057	--
Glycobiology research and training	28	8	20	--	6	30	8
Human development	451	15	1	435	147	304	--
Human information processing	4	--	0	4	(0)	4	--
Iberian and latin american studies	109	--	--	109	48	60	--
Magnetic recording research	1,775	--	110	1,665	945	829	--
Molecular agriculture	14	14	--	--	7	7	--
Molecular genetics	17	6	11	--	13	4	--
Research in biological structure	2,326	145	361	1,820	1,187	1,165	27
Research in computing and the arts	416	98	34	283	260	155	--
Research in educational equity, assessment, and teaching excellence	396	--	--	396	280	116	--
Research in language	969	164	8	798	331	638	--
San Diego supercomputer center	32,000	738	2,760	28,502	14,550	17,450	--
Institutes							
Brain and mind	272	144	7	121	60	212	--
Comparative human cognition laboratory	220	144	23	53	136	84	--
Engineering in medicine use	390	139	136	114	219	171	(0)
Global conflict and cooperation	2,396	181	438	1,777	1,050	1,346	(0)
International, comparative, and area studies	365	286	12	67	169	196	--
Neural computation	5,822	202	198	5,422	2,533	3,289	--
Nonlinear science	1,013	7	37	970	622	391	--
Pure and applied physical sciences	1,392	73	48	1,271	752	640	--
Whitaker institute of biomedical engineering	1,063	17	--	1,046	601	462	--
Philosophy	112	14	34	64	95	16	--
Physics	11,094	17	864	10,213	5,281	5,813	--
Political science	853	162	65	626	627	226	--
Psychology	4,228	223	47	3,958	2,364	1,864	0
Social sciences	9	--	--	9	--	9	--
Sociology	66	17	15	33	25	40	--
Theatre and dance	131	39	14	78	43	88	--
Visual arts	262	65	61	136	86	176	--
expenditures of sponsored projects	(6)	--	0	(7)	(6)	(0)	--
Total	125,906	5,732	7,355	112,819	61,701	64,275	70

University of California, San Diego
2008-2009

(Dollars in Thousands)

CURRENT FUNDS EXPENDITURES BY DEPARTMENT
(UNAUDITED)

	Current Funds			Distribution			
	Total	Unrestricted		Restricted	Salaries and Wages	Other Expenditures	Recharges
		General	Designated				
PUBLIC SERVICE							
Biological sciences	25	--	25	--	10	23	8
Education studies	74	74	--	--	42	32	--
Linguistics	4	--	--	4	--	4	--
Mathematics	48	5	43	--	--	48	--
Organized research units							
Centers							
Research in educational equity, assessment, and teaching excellence	706	292	419	(5)	484	226	4
San diego supercomputer	14	--	--	14	9	5	--
Theatre and dance	4	4	--	--	--	4	--
Total	874	375	487	13	544	342	12
ACADEMIC SUPPORT							
Academic computing							
Miscellaneous operations	257	--	256	1	154	1,710	1,608
Local area network	115	104	11	--	326	267	477
Word processing operations	195	--	195	--	--	228	34
Academic resource administration	2,195	1,424	771	--	--	2,195	--
Animal care program	(620)	877	(1,496)	--	5,585	4,619	10,823
Biological sciences support facilities	255	9	246	--	773	1,108	1,625
Campus research_machine shop	514	--	514	--	676	774	936
Chemistry and biochemistry support facilities	(16)	--	(16)	--	315	447	778
Classroom management	12	12	--	--	--	12	--
Computer sciences and engineering support services	(12)	--	(12)	--	94	94	200
Deans' offices							
Arts and humanities	1,350	1,007	77	266	643	707	--
Biological sciences	1,354	1,108	94	152	851	503	--
Natural sciences	1,177	1,049	25	103	801	376	--
Social sciences	987	973	13	--	704	282	--
Instructional media program	559	557	2	0	350	209	--
Library photo service	136	--	134	2	28	111	3
Mandeville center operations	254	150	102	2	177	127	51
Mathematics placement and testing program	3	--	3	--	--	9	6
Music center studios	(21)	--	(21)	--	(13)	17	24
Organized research units							
Center for astrophysics and space sciences support services	(64)	--	(64)	--	15	8	88
Center for magnetic recording research	(3)	--	(3)	--	0	1	4
Center for molecular genetics	81	--	81	--	70	12	0
Institute for biomedical engineering	1	--	1	--	--	9	8
Institute for comparative immigration studies	39	39	--	--	39	1	--
Institute for pure and applied physics cims facility	8	--	8	--	6	11	9
Physics support facilities	101	--	101	--	260	519	678
Psychology	(4)	--	(4)	--	--	44	48
Sports facility office	66	66	--	--	45	21	--
San diego supercomputer center support	371	--	371	--	659	731	1,018
Educational fee expense proration	--	(8,281)	8,281	--	--	--	--
Total	9,292	(906)	9,673	525	12,558	15,154	18,420
Total Campus-Wide Departments	305,408	102,822	85,632	116,954	200,404	123,649	18,645

University of California, San Diego
2008-2009

(Dollars in Thousands)

CURRENT FUNDS EXPENDITURES BY DEPARTMENT
(UNAUDITED)

	Current Funds			Distribution			
	Total	Unrestricted		Restricted	Salaries and Wages	Other Expenditures	Recharges
		General	Designated				
PROVOSTS' OFFICES							
INSTRUCTION	2	2	--	--	--	2	--
RESEARCH							
Provost sixth college	9	--	--	9	3	6	--
PUBLIC SERVICE							
Provost warren college	4	--	--	4	--	4	--
ACADEMIC SUPPORT							
Provost eleanor roosevelt college	1,082	1,031	3	48	684	398	--
Provost muir college	977	962	0	15	666	311	--
Provost revelle college	988	942	0	46	683	306	--
Provost sixth college	1,029	1,007	1	20	741	288	--
Provost thurgood marshall college	1,246	1,029	204	13	785	461	--
Provost warren college	1,652	1,621	10	21	1,133	606	86
Total	6,975	6,593	219	163	4,692	2,369	86
Total Provosts' Offices	6,990	6,594	219	176	4,695	2,381	86
SCRIPPS INSTITUTION OF OCEANOGRAPHY							
INSTRUCTION							
The SIO department	6,116	5,353	469	295	4,574	1,542	--
RESEARCH							
Institutes							
California space	19	--	0	19	0	19	--
Geophysics and planetary physics	17,860	2,794	(154)	15,221	8,233	9,627	--
Marine resources	3,594	--	159	3,435	669	2,927	2
Laboratories							
Marine physical laboratory	33,257	1,373	314	31,570	11,405	24,148	2,296
Biology research section	38	36	--	2	--	38	--
Fluids research section	92	86	--	7	35	57	--
Climate research division	14,548	2,361	234	11,954	5,524	9,025	--
Geosciences research division	7,218	2,390	(13)	4,842	4,158	3,060	--
Marine biology research division	5,075	1,719	68	3,288	2,628	2,531	84
Special research units							
Center for clouds, chemistry, and climate	92	--	--	92	32	59	--
Center for coastal studies	66	1	65	--	31	35	--
Center for marine biotechnology and biomedicine	3,234	521	10	2,703	1,876	1,358	--
Center for observation, modeling, and prediction	5	--	--	5	3	3	--
Committee on research	133	70	63	--	--	133	--
Integrative oceanography division	9,487	2,257	31	7,199	4,627	4,860	--
Shipboard technical support	641	--	--	641	71	570	--
The SIO department	79	31	6	42	37	42	--
Use of ships	19,153	505	633	18,016	155	18,998	--
Other	32	8	24	--	7	25	--
Total	114,624	14,150	1,439	99,035	39,492	77,515	2,382
PUBLIC SERVICE							
Birch aquarium--museum	11	--	--	11	10	1	--
Total	11	--	--	11	10	1	--

University of California, San Diego
2008-2009

(Dollars in Thousands)

CURRENT FUNDS EXPENDITURES BY DEPARTMENT
(UNAUDITED)

	Current Funds			Distribution			
	Total	Unrestricted		Restricted	Salaries and Wages	Other Expenditures	Recharges
		General	Designated				
ACADEMIC SUPPORT							
Director's office	10,976	4,750	2,924	3,302	6,703	8,936	4,662
Birch aquarium--museum	5,113	53	3,599	1,461	2,690	2,602	179
Institutes							
Geophysics and planetary physics							
Computing ring	(24)	--	(24)	--	174	121	320
Data system	10	--	10	--	37	79	106
Orbit center	223	--	223	--	54	170	--
Support services	835	--	835	--	241	599	5
Laboratories							
Machine shop	349	--	349	--	864	1,151	1,666
Marine facilities							
Ships operations	(560)	--	(677)	116	6,233	12,799	19,592
Marine facility shop	(3)	--	(3)	--	189	329	521
Marine sciences development and outfitting shop	1,721	--	1,721	--	1,111	2,241	1,631
Research divisions							
Geological research							
Support services	26	--	26	--	12	15	1
Sio director-special events	90	--	--	90	3	86	--
Special research units							
Center for coastal studies	108	--	108	--	144	65	101
Center for marine biotechnology							
Integrative oceanography	(36)	--	(36)	--	265	67	367
Marine biology research							
Support services	46	--	46	--	48	6	8
Instrument development group	(811)	--	(812)	1	751	2,008	3,570
Physical oceanography research division support services	55	--	55	--	109	74	128
Total	18,118	4,804	8,344	4,970	19,627	31,349	32,858
Total Scripps Institution of Oceanography	138,870	24,306	10,252	104,311	63,702	110,408	35,241
CAMPUSWIDE PROGRAMS							
INSTRUCTION							
Social sciences--instruct funds	3	3	--	--	--	3	--
Ucsd global seminars	545	--	545	--	--	545	--
Teaching assistant insurance	1,849	--	1,849	--	--	1,849	--
Tuition remission program	5,238	5,238	0	--	--	5,238	--
Other	(7,832)	(187)	(7,645)	--	--	(7,832)	--
Compensated absences accrual	1,305	(961)	2,248	18	924	381	--
Total	1,108	4,093	(3,002)	18	924	184	--
RESEARCH							
Biological sciences	(47)	(47)	--	--	20	(67)	--
Graduate mentorship and dissertation	53	--	53	--	--	53	--
Tuition remission program	604	--	604	--	--	604	--
Credits for disallowance	(3)	(0)	3,860	(3,864)	(0)	(3)	--
Other	7,299	(237)	8,421	(885)	21	7,279	--
Compensated absences accrual	1,051	188	(6)	869	539	513	--
Total	8,957	(95)	12,932	(3,879)	579	8,378	--

University of California, San Diego
2008-2009

(Dollars in Thousands)

CURRENT FUNDS EXPENDITURES BY DEPARTMENT
(UNAUDITED)

	Current Funds			Distribution			
	Total	Unrestricted		Restricted	Salaries and Wages	Other Expenditures	Recharges
		General	Designated				
PUBLIC SERVICE							
Community college transfer	386	386	--	--	250	136	--
Early outreach programs	1,255	667	106	481	781	473	--
Sponsored education program-- medical center	22	--	22	0	--	25	4
Office of graduate studies and research	35	35	--	--	(1)	36	--
Television channel 35	462	5	362	95	475	465	478
The preuss school	7,588	928	288	6,372	3,725	3,863	--
University events	2,470	20	2,281	169	689	2,003	223
Work study program contracting agencies	318	--	63	255	317	1	--
Other	(247)	(49)	(194)	(3)	--	(247)	--
Compensated absences accrual	27	(30)	22	34	20	6	--
Total	12,314	1,961	2,949	7,404	6,258	6,760	704
ACADEMIC SUPPORT							
Academic business office conference	33	(0)	33	(0)	1	36	3
Graduate admissions information system	511	170	340	--	286	225	--
Innovative instructional project	56	52	1	3	45	11	--
Library	37,752	32,370	3,456	1,926	16,536	21,366	150
Media services	733	736	(4)	--	448	288	3
Office of academic support and information services	1,850	1,541	0	309	1,170	681	--
Office of graduate studies and research	1,956	1,594	47	315	1,231	725	--
Office of international education	204	200	--	4	118	86	--
Teaching assistant training program	269	267	--	2	185	83	--
Other	(4,058)	185	(4,243)	--	(549)	(3,509)	--
Compensated absences accrual	886	179	577	130	723	163	--
Total	40,189	37,293	208	2,689	20,193	20,154	157
Total Other	62,569	43,252	13,086	6,231	27,954	35,476	862
SUMMER SESSION							
INSTRUCTION	605	--	605	--	262	343	--
EXTENDED STUDIES AND PUBLIC PROGRAMS							
INSTRUCTION							
Continuing education							
General programs	9,950	(0)	9,945	5	4,707	6,000	758
Professional programs	19,944	40	15,714	4,189	9,355	12,095	1,506
Other	6,408	--	6,352	56	2,818	5,528	1,938
Total Extended Studies and Public Programs	36,301	40	32,011	4,250	16,881	23,623	4,202
UCSD MEDICAL CENTER	712,320	7,879	703,983	459	299,746	444,206	31,632
STUDENT SERVICES							
ADMINISTRATION							
Assistant vice chancellors							
academic services	5,450	1,041	197	4,212	2,100	3,350	--
university center	248	--	248	--	153	95	--
Advisory committee	27	--	27	--	23	4	--
Dean of student affairs	2,238	1	2,229	8	1,466	771	--
Student affairs special services	746	57	689	0	131	615	--
Total Administration	8,710	1,099	3,390	4,220	3,874	4,835	--
SOCIAL AND CULTURAL ACTIVITIES							
Cultural activities	700	--	697	3	83	620	3
Housing services	159	10	145	4	121	100	62

University of California, San Diego
2008-2009

(Dollars in Thousands)

CURRENT FUNDS EXPENDITURES BY DEPARTMENT
(UNAUDITED)

	Current Funds			Distribution			
	Total	Unrestricted		Restricted	Salaries and Wages	Other Expenditures	Recharges
		General	Designated				
Other social services							
Associated students--government	1,796	6	1,779	11	428	1,406	38
Resident hall advisors	97	--	79	19	1,257	2,882	4,041
Student activities and programs	977	4	971	1	603	379	5
Student center	4,375	34	4,305	37	2,094	3,002	721
Student organizations	2,748	26	2,707	15	1,176	1,730	158
Total	9,993	69	9,841	83	5,558	9,399	4,963
Public ceremonies							
Graduation	34	--	34	--	1	34	--
Recreational programs							
Intercollegiate athletics	8,652	--	8,291	362	3,921	4,969	238
Recreational athletic program	5,014	--	4,978	36	3,185	1,956	127
Sports facilities	1,762	--	1,752	10	650	1,271	159
Total	15,428	--	15,021	407	7,755	8,197	524
Total Social and Cultural Activities	26,315	79	25,738	498	13,517	18,350	5,552
COUNSELING AND CAREER GUIDANCE							
Counseling							
Counseling services	3,420	382	2,751	287	2,206	1,221	7
Early outreach programs	1,205	189	3	1,013	535	671	--
Orientation program	750	--	747	3	115	638	3
Special services	591	297	297	(2)	422	169	--
Student affirmative action	196	--	188	8	127	69	--
Total	6,163	868	3,986	1,308	3,405	2,767	9
Disadvantaged student assistance							
Office for students with disabilities	813	827	(17)	3	450	388	25
Foreign student programs							
International studies	1,284	71	1,210	3	895	423	35
Placement							
Career planning and placement center	1,960	1	1,858	101	1,143	827	10
Total Counseling and Career Guidance	10,220	1,767	7,038	1,415	5,893	4,405	79
FINANCIAL AID ADMINISTRATION							
Graduate student programs	432	--	432	--	289	144	--
Student financial services	2,898	2,483	397	19	1,881	1,018	--
Total Financial Aid Administration	3,331	2,483	829	19	2,169	1,162	--
STUDENT ADMISSIONS AND RECORDS							
Admissions office	3,285	3,115	159	11	1,940	1,345	--
Registrar's office	2,703	2,055	630	19	1,559	1,146	2
Total Student Admissions and Records	5,988	5,170	789	30	3,499	2,491	2
STUDENT HEALTH SERVICES	7,556	--	7,550	6	3,947	3,674	65
CONTRACTS AND GRANTS ADMINISTRATION	348	(28)	297	80	--	348	--
COMPENSATED ABSENCES ACCRUAL	136	715	(593)	14	162	(26)	--
EDUCATIONAL FEE EXPENSE PRORATION	--	(11,231)	11,231	--	--	--	--
Total Student Services	62,604	53	56,270	6,281	33,062	35,240	5,698

University of California, San Diego
2008-2009

(Dollars in Thousands)

CURRENT FUNDS EXPENDITURES BY DEPARTMENT
(UNAUDITED)

	Current Funds			Distribution			
	Total	Unrestricted		Restricted	Salaries and Wages	Other Expenditures	Recharges
		General	Designated				
INSTITUTIONAL SUPPORT							
EXECUTIVE MANAGEMENT							
Chancellor and vice chancellors							
Chancellor's office	2,573	2,436	134	3	1,794	778	--
Chancellor research	2,248	1,586	662	--	1,541	706	--
Academic affairs	6,799	6,569	215	15	4,705	2,113	18
Business affairs	2,270	1,862	408	--	942	1,328	--
Development and university relations	5,636	8	5,437	191	3,449	2,187	--
Resource management and planning	913	661	251	0	521	391	(0)
Undergraduate affairs	1,340	1,302	38	--	953	387	--
Total	21,778	14,423	7,145	210	13,906	7,890	18
Academic senate	861	818	40	3	609	252	--
Office of the campus counsel	880	879	1	--	655	225	--
Planning and budgeting							
Resource management	13,162	1,739	11,422	--	1,484	11,677	--
Planning office	2,612	2,351	261	1	1,814	798	--
Total	15,773	4,090	11,683	1	3,298	12,476	--
Total Executive Management	39,293	20,211	18,869	213	18,469	20,843	18
FISCAL OPERATIONS							
Bad debts and collections	(431)	--	(431)	--	--	(431)	--
Business and financial services	14,811	5,622	9,168	21	9,381	8,206	2,776
Cashiers office	556	488	69	--	352	204	--
Total	15,367	6,110	9,237	21	9,734	8,410	2,776
Office of contract and grant administration	2,793	0	2,792	1	1,992	802	--
Audit and management advisory services	1,581	1,557	23	--	1,530	662	612
Total Fiscal Operations	19,310	7,667	11,621	22	13,256	9,443	3,388
GENERAL ADMINISTRATIVE SERVICES							
Environmental health and safety							
Health and safety	6,561	506	6,045	10	4,818	3,014	1,271
Total	6,561	506	6,045	10	4,818	3,014	1,271
Information systems							
Administrative computing	15,383	9,470	5,913	1	8,086	7,678	381
Personnel							
Affirmative action programs	564	468	96	0	317	248	0
Employee assistance program	417	--	417	--	315	102	--
Human resources	6,887	4,306	2,580	0	10,226	4,372	7,711
Total	7,868	4,773	3,094	1	10,858	4,722	7,712

University of California, San Diego
2008-2009

(Dollars in Thousands)

CURRENT FUNDS EXPENDITURES BY DEPARTMENT
(UNAUDITED)

	Current Funds			Distribution			
	Total	Unrestricted		Restricted	Salaries and Wages	Other Expenditures	Recharges
		General	Designated				
Other							
Administrative records	725	619	106	--	374	351	--
Association memberships	420	420	--	--	--	420	--
Campus sculpture collection	453	241	41	171	145	308	--
Campus-wide employee support program	(2,632)	--	(2,632)	--	--	--	2,632
Campus-wide program expenses	(2,237)	1,129	(3,365)	--	--	(2,237)	--
Clinical science building	386	--	386	--	--	386	--
Deep sea drilling project							
Estancia la jolla hotel and spa	8	--	8	--	--	8	--
Foreign scholars program	577	511	65	1	574	251	247
President emeritus	69	--	69	--	40	29	--
Real estate development	3,032	607	2,424	1	898	2,133	--
Retirement restoration plan 415	33	--	33	--	--	33	--
Science research park ground lease	238	--	238	--	--	253	15
Staff association programs	60	--	60	--	--	60	--
Staff recognition awards	11	11	--	--	10	1	--
Interest refunds to agencies	(411)	--	(411)	--	--	(411)	--
Student corps services	(7)	--	(7)	--	55	108	169
intellectual property services	3,071	1,545	1,520	7	2,128	943	--
Torrey pines center south	965	1,315	(350)	--	--	1,316	351
Other support	976	--	976	--	--	976	--
Total	5,739	6,398	(839)	180	4,225	4,929	3,414
Total General Administrative Services	35,552	21,148	14,212	192	27,987	20,343	12,777
LOGISTICAL SERVICES							
Construction management	9	--	9	--	4,382	12,091	16,464
Media center	(11)	--	(12)	1	368	593	972
Imprints	(24)	89	(121)	7	1,213	2,870	4,108
Garage and transportation							
Campus shuttle	--	--	--	--	--	49	49
Intercampus bus service	70	70	--	--	36	34	--
Parking citation collection	1,037	--	1,037	--	--	1,037	--
Transportation services-central garage	(372)	--	(373)	0	733	3,268	4,373
Total	734	70	664	0	769	4,387	4,422
Mail and messenger services	209	159	40	10	654	1,874	2,319
Materiel management							
Chemistry storehouse	(38)	--	(38)	--	79	428	545
BFS--sale of surplus property	276	72	205	--	283	202	209
BFS--purchasing	2,212	1,544	668	1	1,884	1,032	705
BFS--receiving	1,027	882	145	--	689	336	(2)
BFS--storehouse	195	--	195	--	801	10,103	10,708
Total	3,672	2,497	1,175	1	3,736	12,101	12,165
Police	4,777	2,743	2,027	7	4,727	2,290	2,240
Total	4,777	2,743	2,027	7	4,727	2,290	2,240
Telecommunications services	499	625	(127)	1	5,943	16,497	21,941
Total Logistical Services	9,878	6,184	3,668	26	21,425	52,110	63,658

University of California, San Diego
2008-2009

(Dollars in Thousands)

CURRENT FUNDS EXPENDITURES BY DEPARTMENT
(UNAUDITED)

	Current Funds			Distribution			
	Total	Unrestricted		Restricted	Salaries and Wages	Other Expenditures	Recharges
		General	Designated				
COMMUNITY RELATIONS							
Development							
Alumni affairs office	2,736	70	2,416	250	1,307	1,428	(1)
Fund raising activities							
Cancer center	77	--	--	77	--	77	--
Social sciences	104	99	1	3	69	35	--
General campus	10,912	--	7,985	2,926	6,837	4,172	97
School of medicine	821	--	778	43	462	360	--
School of pharmacy	9	--	9	--	0	9	--
Total	14,658	169	11,190	3,299	8,674	6,081	97
University communications	3,082	1,557	1,525	--	1,962	1,121	--
Publications office	345	354	(9)	--	404	492	552
Total Community Relations	18,085	2,080	12,706	3,299	11,039	7,694	648
EDUCATIONAL FEE EXPENSE PRORATION							
	--	(11,991)	11,991	--	--	--	--
CONTRACTS AND GRANTS ADMINISTRATION							
	4,926	73	4,853	--	(438)	5,364	--
COMPENSATED ABSENCES ACCRUAL							
	(849)	(854)	(39)	43	446	(1,295)	--
Total Institutional Support	126,185	44,517	77,870	3,798	92,552	115,095	81,462
OPERATION AND MAINTENANCE OF PLANT							
Administration	595	(548)	1,144	--	3,062	(1,700)	767
Building maintenance	11,344	11,262	82	--	2,862	12,968	4,486
Chancellor's house maintenance	130	--	130	--	--	130	--
Deferred maintenance projects	6,212	123	6,088	--	--	6,212	--
EHS hazardous waste disposal	1,822	713	1,105	4	666	2,388	1,233
Grounds maintenance	2,900	2,841	59	--	2,429	5,294	4,823
Janitorial service	8,903	8,855	48	--	4,759	5,718	1,574
Plant service	870	--	870	0	4,227	26,674	30,031
Purchased utilities	29,387	29,307	79	0	1,504	37,297	9,414
Refuse disposal	502	499	4	--	67	497	62
Utilities operation	6,902	1,692	5,209	--	--	6,902	--
Educational fee expense proration	--	(10,813)	10,813	--	--	--	--
Contracts and grants administration	(268)	(29)	(239)	--	--	(268)	--
Compensated absences accrual	97	74	23	--	70	26	--
Total Operation and Maintenance of Plant	69,395	43,977	25,414	4	19,647	102,137	52,389
STUDENT FINANCIAL AID							
Student financial aid	142,995	8,658	58,417	75,920	790	142,205	--
Scholarship allowance	(84,064)	--	(84,064)	--	--	(84,064)	--
Total Student Financial Aid	58,932	8,658	(25,646)	75,920	790	58,141	--

University of California, San Diego
2008-2009

(Dollars in Thousands)

CURRENT FUNDS EXPENDITURES BY DEPARTMENT
(UNAUDITED)

	Current Funds			Distribution			
	Total	Unrestricted		Restricted	Salaries and Wages	Other Expenditures	Recharges
		General	Designated				
AUXILIARY ENTERPRISES							
RESIDENCE AND DINING HALLS							
Administration	1,871	--	1,865	6	10,109	17,904	26,142
Auxiliary enterprises manager	123	--	123	--	879	876	1,633
Catering and food services	931	--	915	16	1,472	2,509	3,051
Club med snack bar	405	--	404	1	139	268	2
Coast apartments	617	--	617	--	137	480	--
Eleanor roosevelt residence hall	5,596	--	5,596	--	--	5,752	156
Faculty apartments	434	--	434	--	--	434	--
La jolla del sol apartments	2,350	--	2,350	--	405	1,945	--
Marshall college apartments --unit I	1,050	--	1,050	--	47	1,368	365
Marshall college apartments --unit II	1,089	--	1,089	--	--	1,396	307
Marshall college residence hall--unit III	6,458	--	6,386	72	1,417	5,247	206
Matthews apartments	3,370	--	3,337	33	609	2,921	160
Mesa apartments--unit I	711	--	711	--	--	711	--
Mesa apartments--unit II	802	--	802	--	--	802	--
Mesa apartments--unit III	1,161	--	1,161	--	--	1,161	--
Muir residence hall--unit I	5,650	--	5,582	67	1,478	5,425	1,253
Muir residence hall--unit II	1,193	--	1,193	--	--	1,249	56
One miramar administration and clerical	1,608	--	1,607	1	206	1,402	--
Pepper canyon apartments	1,729	--	1,729	--	--	2,132	403
Revelle residence hall--unit I	5,349	--	5,295	54	1,209	4,709	569
Revelle residence hall--unit II	1,443	--	1,443	--	--	1,563	120
Roosevelt international house apartments	2,173	--	2,173	--	--	2,513	339
Roosevelt residence hall	5,262	--	5,258	5	1,102	4,945	785
South mesa apartments	1,075	--	1,075	--	--	1,075	--
Warren college apartments	2,467	--	2,467	--	--	2,746	279
Warren college residence hall	6,560	--	6,514	46	1,225	5,713	378
Warren graduate student apartments	639	--	638	0	49	590	--
Total	62,116	--	61,815	300	20,484	77,836	36,204
OTHER							
Bike shop	267	--	266	2	69	213	14
Birch aquarium museum and bookshop	962	--	962	1	210	760	8
Bookstore	28,337	--	28,299	38	4,586	34,125	10,374
Day care center	3,214	--	2,988	225	1,574	2,436	797
Grove cafe	302	--	300	1	129	184	11
Muir college sundry shop	143	--	140	4	41	104	1
Parking operations	12,102	--	12,047	55	5,199	16,123	9,221
Price center operations		--	--	--	--	--	--
Game room	30	--	24	6	24	6	--
Mail services	333	--	331	2	299	501	467
Vanpool program	2,936	--	2,936	--	265	5,187	2,516
Vending machine operations	12	--	12	--	--	12	--
Contracts and grants administration	319	--	319	--	--	319	--
Compensated absences accrual	104	--	104	--	78	26	--
Total	49,061	--	48,728	333	12,475	59,995	23,410
Total Auxiliary Enterprises	111,176	--	110,543	633	32,959	137,832	59,614
ELIMINATED CAPITAL EXPENDITURES							
	(82,241)	(22,823)	(29,709)	(29,710)	(6,872)	(75,369)	--
Total Current Funds Expenditures	\$ 2,407,532	\$ 379,753	\$ 1,355,887	\$ 671,892	\$ 1,260,387	\$ 1,506,699	\$ 359,554

**CURRENT FUNDS EXPENDITURES
BY DEPARTMENT – FINANCIAL AID**

University of California, San Diego
2008-2009

(Dollars in Thousands)

Current funds Expenditures By Department-Financial Aid
(UNAUDITED)

	Current Funds				Distribution		
	Total	Unrestricted		Restricted	Salaries and Wages	Other Expenditures	Recharges
		General	Designated				
STUDENT FINANCIAL AID							
GRADUATE SCHOOL OF INTERNATIONAL RELATIONS AND PACIFIC STUDIES	\$ 844	\$ --	\$ 451	\$ 393	\$ --	\$ 844	\$ --
JACOBS SCHOOL OF ENGINEERING							
Mechanical and aerospace engineering	395	56	32	307	--	395	--
Bioengineering	1,356	145	1	1,210	1	1,355	--
California institute--telecommunications and information technology	177	--	--	177	--	177	--
Computer science and engineering	223	29	--	194	(6)	229	--
Electrical and computer engineering	306	35	4	267	--	306	--
Structural systems project	264	16	13	235	--	264	--
Total	2,721	281	50	2,390	(5)	2,726	--
RADY SCHOOL OF MANAGEMENT	1,137	(16)	970	183	4	1,133	--
SCHOOL OF MEDICINE							
Dean's office	7,458	--	2,938	4,520	(33)	7,491	--
Anesthesiology	24	--	25	(1)	--	24	--
Cellular and molecular medicine	681	(6)	15	672	165	516	--
Family and preventive medicine	460	--	--	460	--	460	--
Medicine	3,468	--	28	3,440	24	3,444	--
Neurosciences	1,353	--	340	1,013	(32)	1,385	--
Organized research units							
Cancer center	599	--	1	598	11	588	--
Institute for research on aging	342	--	--	342	--	342	--
Pathology	810	--	73	737	20	790	--
Pediatrics	125	--	15	110	3	122	--
Pharmacology	1,431	--	(80)	1,511	3	1,428	--
Psychiatry	841	--	16	825	(7)	848	--
Radiology	98	--	--	98	9	89	--
Reproductive medicine	248	--	--	248	--	248	--
Surgery	477	--	340	137	299	178	--
Total	18,415	(6)	3,711	14,710	462	17,953	--
SCHOOL OF PHARMACY AND PHARMACEUTICAL SCIENCES	2,160	4	771	1,385	--	2,160	--
CAMPUS-WIDE DEPARTMENTS							
Anthropology	5	--	--	5	--	5	--
Biological sciences	3,217	416	--	2,801	91	3,126	--
Chemistry and biochemistry	1,596	144	--	1,452	18	1,578	--
Communication	5	--	--	5	--	5	--
Create	80	--	--	80	--	80	--
International studies	8	8	--	--	--	8	--
Economics	37	34	--	3	--	37	--
Ethnic studies	40	40	--	--	13	27	--
History	121	43	--	78	--	121	--
Literature	4	--	--	4	--	4	--
Mathematics	122	--	--	122	--	122	--
Music	56	4	2	50	3	53	--
Organized research units							
Centers							
Comparative immigration studies	62	62	--	--	19	43	--
Iberian-latin american studies	187	27	11	149	--	187	--
Magnetic recording	106	--	--	106	--	106	--
Music experiment	6	--	--	6	--	6	--
Research in language	276	--	--	276	--	276	--
Super Computer	--	--	--	--	--	--	--
United states-mexican studies	214	171	--	43	136	78	--

University of California, San Diego
2008-2009

(Dollars in Thousands)

Current funds Expenditures By Department-Financial Aid
(UNAUDITED)

	Current Funds			Distribution			
	Total	Unrestricted		Restricted	Salaries and Wages	Other Expenditures	Recharges
		General	Designated				
Institutes							
Biomedical engineering	40	40	--	--	--	40	--
Global conflict and cooperation	22	--	--	22	--	22	--
Neural computation	298	--	--	298	--	298	--
Cognitive science	303	--	--	303	--	303	--
Education studies	219	27	--	192	--	219	--
Molecular medicine	145	--	--	145	--	145	--
Nano engineering	5	5	--	--	--	5	--
Physical science	2	--	--	2	--	2	--
Physics	73	--	--	73	41	32	--
Political science	16	--	15	1	--	16	--
Psychology	213	139	--	74	--	213	--
Social sciences	4	--	--	4	--	4	--
Sociology	62	62	--	--	--	62	--
Theatre and dance	93	40	--	53	4	89	--
Visual arts	63	1	62	--	--	63	--
Total	7,700	1,263	90	6,347	325	7,375	--
SCRIPPS INSTITUTION OF OCEANOGRAPHY							
Marine resources	179	--	--	179	--	179	--
Research divisions							
Marine biology research division	418	--	--	418	--	418	--
Marine research division	139	1	--	138	--	139	--
Sea stipend	558	--	--	558	--	558	--
The SIO department	990	32	--	958	--	990	--
Integrated oceanographic division	4	--	--	4	--	4	--
Total	2,288	33	--	2,255	--	2,288	--
OTHER							
Astrophysics and space	3	--	3	--	--	3	--
Eleanor roosevelt college	40	--	--	40	4	36	--
Extension stipend	5	--	5	--	--	5	--
Warren college	11	--	--	11	--	11	--
Office of graduate studies and research	22,161	7,361	9,276	5,524	--	22,161	--
Student financial services	85,486	(262)	43,066	42,682	--	85,486	--
Summer session	25	--	25	--	--	25	--
Total	107,731	7,099	52,375	48,257	4	107,727	--
Subtotal Student Financial Aid	142,996	8,658	58,418	75,920	790	142,206	--
Less: scholarship allowance	(84,064)	--	(84,064)	--	--	(84,064)	--
Total Student Financial Aid	\$ 58,932	\$ 8,658	\$ (25,646)	\$ 75,920	\$ 790	\$ 58,142	\$ --

**CURRENT FUNDS EXPENDITURES
BY FUND SOURCE**

University of California, San Diego
2008-2009

(Dollars in Thousands)

CURRENT FUNDS EXPEDITURES BY FUND SOURCE
(UNAUDITED)

	Current Funds			Distribution		
	Total	Unrestricted	Restricted	Salaries and Wages	Other Expenditures	Recharges
<u>GENERAL FUNDS (1)</u>						
Instruction	\$ 199,718	\$ 199,718	--	\$ 195,455	\$ 4,217	(46)
Research	27,125	27,125	--	18,758	8,368	1
Public service	4,074	4,074	--	2,238	1,840	4
Academic support	43,825	43,825	--	29,849	14,796	820
Medical center	7,879	7,879	--	--	7,879	--
Student services	(0)	(0)	--	7,293	(7,264)	28
Institutional support	44,509	44,509	--	39,104	8,105	2,699
Operation and maintenance of plant	43,965	43,965	--	12,482	52,533	21,050
Student financial aid	8,658	8,658	--	159	8,499	--
Auxiliary enterprises	--	--	--	--	--	--
Total General Funds	379,753	379,753	--	305,338	98,972	24,556
<u>TUITION AND FEES</u>						
Instruction	117,920	117,920	--	30,233	96,396	8,709
Research	778	778	--	64	714	0
Public service	1,298	1,298	--	838	918	458
Academic support	10,908	10,908	--	1,862	9,046	--
Medical centers	--	--	--	--	--	--
Student services	43,769	43,769	--	17,567	26,206	3
Institutional support	13,220	13,220	--	188	13,032	--
Operation and maintenance of plant	11,124	11,124	--	--	11,124	--
Student financial aid	(12,326)	(12,326)	--	--	(12,326)	--
Auxiliary enterprises	132	132	--	--	132	--
Total Tuition and Fees	186,825	186,825	--	50,752	145,242	9,170

University of California, San Diego
2008-2009

(Dollars in Thousands)

CURRENT FUNDS EXPEDITURES BY FUND SOURCE
(UNAUDITED)

	Current Funds			Distribution		
	Total	Unrestricted	Restricted	Salaries and Wages	Other Expenditures	Recharges
FEDERAL GOVERNMENT						
<u>Appropriations</u>						
Research	--	--	--	--	--	--
Public service	--	--	--	--	--	--
Academic support	--	--	--	--	--	--
Total	--	--	--	--	--	--
Grants						
Instruction	5,129	--	5,129	1,670	3,459	--
Research	344,213	--	344,213	159,293	184,925	5
Public service	1,893	--	1,893	1,280	613	--
Academic support	2,767	--	2,767	625	2,142	--
Medical centers	--	--	--	--	--	--
Student services	3,214	--	3,214	1,202	2,012	--
Institutional support	98	--	98	98	--	--
Operation and maintenance of plant	5	--	5	5	--	--
Student financial aid	55,490	--	55,490	36	55,454	--
Auxiliary enterprises	628	--	628	409	219	--
Total	413,438	--	413,438	164,619	248,824	5
Contracts						
Instruction	8	--	8	5	3	--
Research	14,827	--	14,827	7,938	6,889	--
Public service	--	--	--	--	--	--
Academic support	(38)	--	(38)	(38)	--	--
Medical centers	--	--	--	--	--	--
Student services	--	--	--	--	--	--
Institutional support	--	--	--	--	--	--
Operation and maintenance of plant	--	--	--	--	--	--
Student financial aid	12	--	12	--	12	--
Total	14,809	--	14,809	7,905	6,905	--
Total Federal Government	428,248	--	428,248	172,524	255,729	5

University of California, San Diego
2008-2009

(Dollars in Thousands)

CURRENT FUNDS EXPEDITURES BY FUND SOURCE
(UNAUDITED)

	Current Funds			Distribution		
	Total	Unrestricted	Restricted	Salaries and Wages	Other Expenditures	Recharges
<u>SPECIAL STATE APPROPRIATIONS AND CONTRACTS (2)</u>						
Instruction	2,372	--	2,372	319	2,053	--
Research	23,559	--	23,559	10,946	12,613	(0)
Public service	96	--	96	44	52	--
Academic support	685	--	685	290	395	--
Medical centers	--	--	--	--	--	--
Student services	560	--	560	436	124	--
Institutional support	--	--	--	--	--	--
Operation and maintenance of plant	--	--	--	--	--	--
Student financial aid	7,155	--	7,155	(13)	7,168	--
Auxiliary enterprises	--	--	--	--	--	--
Total Special State Appropriations and Contracts	34,427	--	34,427	12,021	22,405	(0)
<u>LOCAL GOVERNMENT</u>						
Instruction	41	--	41	11	30	--
Research	5,120	--	5,120	3,353	1,766	--
Public service	5,357	--	5,357	3,349	2,008	--
Academic support	4	--	4	--	4	--
Medical centers	--	--	--	--	--	--
Student services	38	--	38	27	10	--
Institutional support	--	--	--	--	--	--
Operation and maintenance of plant	--	--	--	--	--	--
Student financial aid	--	--	--	--	--	--
Auxiliary enterprises	--	--	--	--	--	--
Total Local Government	10,559	--	10,559	6,741	3,819	--
<u>PRIVATE GIFTS, GRANTS AND CONTRACTS</u>						
Instruction	9,376	5	9,370	4,740	4,656	21
Research	161,166	(1)	161,167	81,079	80,169	83
Public service	1,776	1	1,775	276	1,500	--
Academic support	3,619	4	3,615	984	2,635	--
Medical center	405	2	402	55	349	--
Student services	2,363	--	2,363	414	1,948	--
Institutional support	5,254	1,559	3,695	4,189	1,065	(1)
Operation and maintenance of plant	--	--	--	--	--	--
Student financial aid	10,551	--	10,551	296	10,255	--
Auxiliary enterprises	5	--	5	--	5	--
Total Private Gifts, Grants and Contracts	194,514	1,570	192,944	92,033	102,583	102

University of California, San Diego
2008-2009

(Dollars in Thousands)

CURRENT FUNDS EXPEDITURES BY FUND SOURCE
(UNAUDITED)

	Current Funds			Distribution		
	Total	Unrestricted	Restricted	Salaries and Wages	Other Expenditures	Recharges
<u>ENDOWMENT AND SIMILAR FUNDS</u>						
Instruction	9,419	9,336	83	4,188	5,250	20
Research	7,059	5,225	1,834	3,037	4,022	--
Public service	298	269	29	206	92	--
Academic support	6,698	5,688	1,010	1,620	5,133	55
Medical center	(0)	(0)	--	--	(0)	--
Student services	154	111	43	15	139	--
Institutional support	23,337	23,333	4	11,463	11,993	119
Operation and maintenance of plant	392	392	--	40	352	--
Student financial aid	3,313	602	2,711	3	3,309	--
Auxiliary enterprises	468	468	--	--	468	--
Total Endowment and Similar Funds	51,137	45,424	5,714	20,571	30,759	193
<u>SALES AND SERVICES OF EDUCATIONAL ACTIVITIES</u>						
Instruction	127,851	127,851	--	127,931	42,055	42,135
Research	471	471	--	230	244	3
Public service	1,700	1,700	--	427	1,495	223
Academic support	119,132	119,132	--	77,138	95,843	53,850
Student services	3,055	3,055	--	1,663	1,575	183
Institutional support	119	119	--	23	96	--
Operation and maintenance of plant	--	--	--	--	--	--
Student financial aid	459	459	--	308	150	--
Auxiliary enterprises	--	--	--	--	--	--
Total Sales and Services of Educational Activities	252,786	252,786	--	207,720	141,459	96,393
<u>SALES AND SERVICES OF AUXILIARY ENTERPRISES</u>						
Instruction	--	--	--	--	--	--
Academic support	--	--	--	--	--	--
Student services	805	805	--	287	539	22
Institutional support	--	--	--	--	--	--
Operation and maintenance of plant	--	--	--	--	--	--
Student financial aid	(14,275)	(14,275)	--	--	(14,275)	--
Auxiliary enterprises	106,915	106,915	--	30,405	130,907	54,397
Total Sales and Services of Auxiliary Enterprises	93,444	93,444	--	30,691	117,171	54,419

University of California, San Diego
2008-2009

(Dollars in Thousands)

CURRENT FUNDS EXPEDITURES BY FUND SOURCE
(UNAUDITED)

	Current Funds			Distribution		
	Total	Unrestricted	Restricted	Salaries and Wages	Other Expenditures	Recharges
<u>SALES AND SERVICES OF MEDICAL CENTER</u>	683,853	683,853	--	299,501	415,869	31,517
<u>OTHER SOURCES</u>						
Instruction	(636)	(636)	--	2,775	(3,391)	19
Research	24,394	24,394	--	(685)	27,569	2,491
Public service	222	222	--	167	86	31
Academic support	(1,370)	(1,370)	--	6,909	11,508	19,788
Medical center	269	269	--	188	196	114
Student services	8,437	8,437	--	4,140	9,758	5,462
Institutional support	32,318	32,318	--	37,364	73,575	78,621
Operation and maintenance of plant	13,737	13,737	--	7,120	37,957	31,339
Student financial aid	(127)	(127)	--	--	(127)	--
Auxiliary enterprises	2,250	2,250	--	2,145	5,322	5,217
Total Other Sources	79,493	79,493	--	60,123	162,452	143,082
<u>RESERVES</u>						
Instruction	3,506	3,506	--	1,756	1,748	(2)
Research	1,251	1,251	--	284	967	--
Public service	94	94	--	--	94	--
Academic support	3,842	3,842	--	188	3,749	95
Medical centers	387	387	--	--	387	--
Student services	(52)	(52)	--	19	(71)	--
Institutional support	2,777	2,777	--	123	2,677	24
Operation and maintenance of plant	131	131	--	--	131	--
Student financial aid	21	21	--	--	21	--
Auxiliary enterprises	535	535	--	--	535	--
Total Reserves	12,492	12,492	--	2,370	10,238	116
Total Current Funds Expenditures	<u>\$ 2,407,532</u>	<u>\$ 1,735,640</u>	<u>\$ 671,892</u>	<u>\$ 1,260,387</u>	<u>\$ 1,506,699</u>	<u>\$ 359,554</u>

(1) Excludes State Specific General Funds

(2) Includes State Specific General Funds

**CURRENT FUNDS EXPENDITURES
BY EXPENDITURE CATEGORY BY FUND SOURCE**

University of California, San Diego
2008-2009

(Dollars in Thousands)

CURRENT FUNDS EXPENDITURES BY EXPENDITURE CATEGORY BY FUND SOURCE
(UNAUDITED)

	Total	Salaries and Wages	Employee Benefits	Supplies and Services	Travel
TUITION AND FEES					
Regular session	\$ 141,499	\$ 30,058	\$ 9,309	\$ 100,068	\$ 2,064
Summer session	8,981	4,252	439	4,169	121
University extension and continuing education	36,345	16,442	3,816	14,893	1,194
Total	186,825	50,752	13,564	119,130	3,379
FEDERAL GOVERNMENT					
Grants	413,440	164,619	40,917	197,864	10,040
Contracts	14,809	7,905	1,990	4,389	525
Total	428,249	172,524	42,907	202,253	10,565
STATE GOVERNMENT					
Appropriations and contracts	34,427	12,022	2,754	19,109	542
General	379,753	305,338	73,267	(4,617)	5,765
Total	414,180	317,360	76,021	14,492	6,307
LOCAL GOVERNMENT	10,560	6,741	1,951	1,802	66
PRIVATE GIFTS, GRANTS AND CONTRACTS					
Gifts	53,805	23,302	6,098	21,424	2,981
Grants	41,488	19,842	4,866	15,450	1,330
Contracts	99,221	48,889	11,909	35,560	2,863
Total	194,514	92,033	22,873	72,434	7,174
ENDOWMENT AND SIMILAR FUNDS	51,137	20,571	5,604	23,059	1,903
SALES AND SERVICES OF EDUCATIONAL ACTIVITIES					
Medical group activities	226,368	169,855	36,501	17,343	2,669
Other	26,417	37,865	11,245	(23,758)	1,065
Total	252,785	207,720	47,746	(6,415)	3,734
SALES AND SERVICES OF AUXILIARY ENTERPRISES					
Parking operations	12,710	3,273	1,293	7,912	232
Residence and dining halls	60,758	18,297	7,317	34,781	363
Bookstore	29,242	4,758	1,601	22,855	28
Other	(9,266)	4,364	1,507	(15,208)	71
Total	93,444	30,692	11,718	50,340	694
SALES AND SERVICES OF UCSD MEDICAL CENTER	683,853	299,501	89,269	293,727	1,356
OTHER SOURCES	79,493	60,123	24,184	(9,787)	4,973
RESERVES	12,492	2,370	648	9,345	129
Total Current Funds Expenditures	\$ 2,407,532	\$ 1,260,387	\$ 336,485	\$ 770,380	\$ 40,280

Note: The Schedule of Current Funds Expenditures by Expenditure Category by Fund Source reflects amounts net of the reclassification of capital expenditures and scholars

**CURRENT FUNDS EXPENDITURES
BY DEPARTMENT – LOC “O”**

University of California, San Diego - Location "O"
2008 - 2009

(Dollars in Thousands)

CURRENT FUNDS EXPENDITURES BY DEPARTMENT
(UNAUDITED)

	Current Funds				Distribution		
	Total	Unrestricted		Restricted	Salaries and Wages	Other Expenditures	Recharges
		General	Designated				
RESEARCH							
Global conflict	\$ 230	\$ 230	\$ --	\$ --	\$ 170	\$ 60	\$ --
White mountain research station	674	670	4	--	495	179	--
Total	904	900	4	--	665	239	--
PUBLIC SERVICE							
Mathematics diagnostic testing project	89	--	89	--	10	79	--
ACADEMIC SUPPORT							
White mountain research station	226	--	226	--	2	224	--
STUDENT FINANCIAL AID							
Organized research unit California space	--	--	--	--	--	--	--
Total Current Funds Expenditures	<u>\$ 1,219</u>	<u>\$ 900</u>	<u>\$ 319</u>	<u>\$ --</u>	<u>\$ 677</u>	<u>\$ 542</u>	<u>\$ --</u>

Note: Location "O" activity represents expenditures for U.C. Office of the President programs conducted at the San Diego campus. This activity is not included in the campus fi schedule totals.

LONG-TERM DEBT
SCHEDULES

COMBINED SCHEDULE OF LONG-TERM DEBT
FOR THE SAN DIEGO AND OFFICE OF THE PRESIDENT HELD DEBT

(Dollars in Thousands)

(UNAUDITED)

	Interest Rate	Maturity Years	Outstanding Recorded at the campus	Outstanding Recorded at UCOP	Total June 30, 2009
Capital lease obligations	2.3-11.8%	2009-2030	58,939	187,023	245,962
Mortgages and other borrowings	various	2009-2008	2,779	37,514	40,293
Revenue bonds					
Medical center	5.1-10%	2009-2047	67,393	--	67,393
Research facility	5.0%	2009-2032	--	--	0
General revenue bonds	4.9%	2009-2039	--	855,666	855,666
Multi-purpose projects	5.1%	2009-2038	--	58,157	58,157
Certificates of participation	5.2%	2007-2010	--	659	659
Total External Long Term Debt			\$129,111	\$ 1,139,019	\$ 1,268,130
Regents' loans	6.5%	2007-2014	\$ 638	\$ --	\$ 638
Total Long Term Debt			\$129,749	\$1,139,019	\$1,268,768

Note: in some cases, the interest rate represents the weighted average rate.

Note: Regents' Loans (Internal borrowings) not reflected on Statement of Net Assets (page3)

SUMMARY OF CURRENT AND NONCURRENT LIABILITIES

(Dollars in Thousands)

(UNAUDITED)

Current Portion of Long Term Debt	\$ 10,521	\$ 36,035	\$ 46,556
Long Term Debt	118,590	1,102,984	1,221,574
Total Long Term Debt	\$ 129,111	\$ 1,139,019	\$ 1,268,130

SCHEDULE OF THE SAN DIEGO CAMPUS LONG TERM DEBT
RECORDED AT THE OFFICE OF THE PRESIDENT
(UNAUDITED)

(Dollars in Thousands)

	Outstanding July 1, 2008	Additions/ Adjustments	Repayments	Outstanding June 30, 2009	FY 08/09 Interest
Mortgages and Other Borrowings					
Cogeneration plant expansion	\$ 1,658	\$ 4,533	\$ --	\$ 6,191	\$ --
Health sciences graduate housing	--	8,125	--	8,125	--
Housing and dining administration building	705	(705)	--	--	--
Muir college apartments	--	2,002	--	2,002	--
Muir Stewart Commons renovation	--	1,302	--	1,302	--
North campus housing	28,500	(28,500)	--	--	--
North campus housing, phase 2	--	9,039	--	9,039	--
Original student center expansion	6,246	40	--	6,286	--
Price center expansion	67,394	(67,394)	--	--	--
Revelle college apartments	--	3,004	--	3,004	--
Robert Paine Scripps Center	1,556	(1,556)	--	--	--
San Diego Supercomputer expansion	43,041	(43,041)	--	--	--
Telemed & Prime-HEQ Education Facility	1,048	517	--	1,565	--
Total Mortgages and Other Borrowings	150,148	(112,634)	--	37,514	--
Capital Lease Obligations					
Bonner Hall Improvements	4,997	--	243	4,754	228
California Institute of Telecommunications and Information Technologies, Series C (2005)	54,465	--	1,475	52,990	2,648
Central Library Addition	28,352	--	1,589	26,763	961
Engineering Building Unit II, Series B (1993) & A (2001)	14,317	--	900	13,417	737
Engineering Building Unit III B, Series F (2004)	34,870	--	915	33,955	1,689
Graduate School of International Relations and Pacific Studies--Robinson Complex	3,638	(459)	421	2,758	294
Medical Center Inpatient Tower Completion	33,451	--	1,873	31,578	1,133
Medical Center North Annex Seismic Replacement	4,663	--	228	4,435	213
Scripps Institution of Oceanography Pier and Seawater Holding Tanks	1,950	(248)	225	1,477	158
Social Sciences Building Construction	7,215	--	865	6,350	370
Visual Arts Facility	9,051	--	505	8,546	307
Total Capital Lease Obligations	196,969	(707)	9,239	187,023	8,738
Revenue Bonds					
Research Facility Leichtag Family Foundation Biomedical Building	6,654	--	6,654	--	281
Variable Rate Demand (Pool 4)					
Deferred Maintenance	3,679	--	539	3,140	170
Variable Rate Demand (Pool 5)					
Deferred Maintenance	3,604	--	444	3,160	165
Variable Rate Demand (Pool 6)					
Gilman Parking	421	--	421	--	21
Pangea Parking	274	--	274	--	7
Torrey Pines Center South	421	--	421	--	11
Deferred Maintenance	3,718	--	396	3,322	163
Total Pool 6	4,834	--	1,512	3,322	202

SCHEDULE OF THE SAN DIEGO CAMPUS LONG TERM DEBT
RECORDED AT THE OFFICE OF THE PRESIDENT
(UNAUDITED)

(Dollars in Thousands)

	Outstanding July 1, 2008	Additions/ Adjustments	Repayments	Outstanding June 30, 2009	FY 08/09 Interest
Variable Rate Demand (Pool 8)					
Deferred maintenance	2,891	--	271	2,620	114
Variable Rate Demand (Pool 9)					
W. m. keck building (fmri)	177	--	56	121	8
W. m. keck building equipment (fmri)	1,735		1,204	531	69
Total Pool 9	1,912	--	1,260	652	77
Variable Rate Demand (Pool 10)					
Eleanor roosevelt college housing and dining	42,086	--	1,695	40,391	1,933
Powell-focht bioengineering hall	3,184	--	128	3,056	146
Science research park infrastructure	1,892	--	76	1,816	87
Total Pool 10	47,162	--	1,899	45,263	2,166
Revenue Bonds (continued)					
General Revenue Bond (2003 A)					
Bookstore	2,808	--	258	2,550	140
Cellular and molecular medicine east	18,787	--	873	17,914	942
La jolla del sol	17,274	--	1,590	15,684	859
North campus recreation area	2,353	--	217	2,136	117
Parking and roadway improvements, phase I (pool 1)	2,792	--	257	2,535	139
Parking and roadway improvements (pool 1b)	13,883	--	915	12,968	696
Price center	6,177	--	289	5,888	299
Roger and ellen reveille laboratory	3,229	--	141	3,088	162
Student residence halls and apartments	17,803	--	1,639	16,164	886
UCHS (originally series a)	10,304	--	1,293	9,011	508
UCHS refurbishment (pool 1)	2,810	--	258	2,552	140
Total General Revenue Bond (2003 A)	98,220	--	7,730	90,490	4,888
General Revenue Bond (2003 B)					
Biology field station/site development	2,441	--	117	2,324	118
Campus ambulatory care center	2,177	--	104	2,073	105
Campus services complex, phase I	3,284	--	157	3,127	159
Clinical sciences building	11,772	--	564	11,208	568
Early childhood education center	1,284	--	62	1,222	62
Early childhood education center expansion	793	--	38	755	38
Managed care	698	--	34	664	34
Medical center ambulatory care center	7,181	--	344	6,837	347
Medical center cardiac care unit expansion and modernization	1,882	--	90	1,792	90
Medical center eleventh floor operating room	926	--	44	882	45
Medical center outpatient center renovations and cardiac catheterization suite expansion	3,197	--	153	3,044	154
Medical center west wing renovations	1,332	--	245	1,087	59
Parking and roadway improvements, phase III	2,455	--	118	2,337	119
Shiley eye center	3,148	--	151	2,997	152
Torrey pines center north	9,083	--	435	8,648	439
Torrey pines center south	5,880	--	282	5,598	284
Total General Revenue Bond (2003 B)	57,533	--	2,938	54,595	2,773

SCHEDULE OF THE SAN DIEGO CAMPUS LONG TERM DEBT
RECORDED AT THE OFFICE OF THE PRESIDENT
(UNAUDITED)

(Dollars in Thousands)

	Outstanding July 1, 2008	Additions/ Adjustments	Repayments	Outstanding June 30, 2009	FY 08/09 Interest
General Revenue Bond (2005 C)					
California institute of telecommunications and information technologies (cal it2)	18,718	--	329	18,389	889
Student Academic Services Facility	948	--	--	948	45
Miramar warehouse	6,368	--	106	6,262	302
Multi-purpose building	17,766	--	297	17,469	844
Skaggs school of pharmacy and pharmaceutical sciences	12,121	--	203	11,918	576
Rebecca & John moores ucsc cancer center	43,510	--	727	42,783	2,067
Total General Revenue Bond (2005 C)	99,431	--	1,662	97,769	4,723
General Revenue Bond (2005 D)					
Central utilities plant steam turbine generator and chiller	5,202	--	291	4,911	199
General Revenue Bond (2005 E)					
Deferred Maintenance A	392	--	193	199	18
Deferred Maintenance B	586	--	186	400	27
Total General Revenue Bond (2005 E)	978	--	379	599	45
General Revenue Bond (2005 G)					
Student Academic Services Facility	3,824	--	--	3,824	183
General Revenue Bond (2005 I)					
California institute of telecommunications and information technologies (cal it2)	948	--	--	948	45
Student Academic Services Facility	214	--	--	214	10
Total General Revenue Bond (2005 I)	1,162	--	--	1,162	55
General Revenue Bond (2007 J)					
Central utilities cogeneration addition	26,011	--	34	25,977	1,207
Eleanor roosevelt college housing and dining	46,721	--	77	46,644	2,138
Gilman parking	17,119	(7)	30	17,082	653
Torrey pines center north - parking	11,133	--	23	11,110	516
Torrey pines center south	17,141	--	36	17,105	795
W. m. keck building (fmri)	2,885	--	3	2,882	133
W. m. keck building equipment (fmri)	721	--	--	721	36
Powell-focht bioengineering hall	3,535	--	6	3,529	162
Science research park infrastructure	2,100	--	3	2,097	96
Leichtag family foundation biomedical building	36,941	--	56	36,885	1,717
Science and engineering research facility	21,402	--	874	20,528	1,003
Total General Revenue Bond (2007 J)	185,709	(7)	1,142	184,560	8,456
General Revenue Bond (2007 K)					
Nierenberg hall	2,316	--	91	2,225	113
Recreational/intramural and athletic complex	23,220	--	916	22,304	1,131
Warren college residence halls	26,190	--	1,033	25,157	1,275
Total General Revenue Bond (2007 K)	51,726	--	2,040	49,686	2,519
General Revenue Bond (2008 L)					
SIO storm/seawater management	7,700	131	--	7,831	356

SCHEDULE OF THE SAN DIEGO CAMPUS LONG TERM DEBT
RECORDED AT THE OFFICE OF THE PRESIDENT
(UNAUDITED)

(Dollars in Thousands)

	Outstanding July 1, 2008	Additions/ Adjustments	Repayments	Outstanding June 30, 2009	FY 08/09 Interest
General Revenue Bond (2009 O)					
Deferred maintenance	--	9,315	--	9,315	--
Housing and dining services administration building	--	22,510	--	22,510	--
North campus housing	--	112,480	--	112,480	--
Robert paine scripps center	--	2,905	--	2,905	--
San diego supercomputer center expansion	--	45,865	--	45,865	--
University centers expansion/renovation	--	65,885	--	65,885	--
Total General Revenue Bond (2009 O)	--	258,960	--	258,960	--
General Revenue Bond (2009 P)					
Campus energy conservation, series c	--	1,152	--	1,152	--
W. m. keck building equipment (fmri)	--	1,020	--	1,020	--
Leichtag family foundation biomedical building	--	5,679	--	5,679	--
Total General Revenue Bond (2009 P)	--	7,851	--	7,851	--
LPR (2005 B)					
Hopkins Parking Structure	21,102	--	--	21,102	1,016
LPR (2005 C)					
Hopkins Parking Structure	561	--	350	211	28
LPR (2007 D)					
East Campus Graduate Housing	72,115	--	--	72,115	3,552
Total Revenue Bonds	675,999	266,935	29,111	913,823	31,968
Certificates of Participation					
Campus energy conservation, series c	2,221	--	2,221	--	47
Central utilities cogeneration addition, series a	1,292	--	633	659	39
Total Certificates of Participation	3,513	--	2,854	659	86
Total Long Term Debt Recorded at the Office of the President	\$ 1,026,629	\$ 153,594	\$ 41,204	\$ 1,139,019	\$ 40,792

SCHEDULE OF THE SAN DIEGO CAMPUS LONG TERM DEBT
RECORDED AT THE SAN DIEGO CAMPUS

(Dollars in Thousands)

(UNAUDITED)

	Outstanding July 1, 2008	Additions/ Adjustments	Repayments	Outstanding June 30, 2009	FY 08/09 Interest
Regents' Loans					
Bachman canyon lot	\$ 277	\$ --	\$ --	\$ 277	\$ --
Science research park	90	--	--	90	--
Student health center	316	--	45	271	19
Total Regents' Loans	683	--	45	638	19
Capital Lease Obligations					
Equipment - campus	5,322	4,513	1,894	7,941	326
Equipment - medical center	13,498	985	4,590	9,893	431
SPWB hillcrest seismic improvement	--	41,105	--	41,105	722
Total Capital Lease Obligations	18,820	46,603	6,484	58,939	1,479
Mortgages and Other Borrowings					
Energy efficiency projects	1,245	--	590	655	32
La jolla playhouse	2,129	--	2,129	--	36
Medical center seismic improvement phase 2	5,195	11,783	16,978	--	--
Rady school of management	6,100	--	6,100	--	(26)
Rebecca and john moores ucsc cancer center	2,124	--	--	2,124	52
Total Mortgages and Other Borrowings	16,793	11,783	25,797	2,779	94
Revenue Bonds					
Moore's cancer center	19,463	(5)	--	19,458	886
Thornton hospital	51,195	--	3,260	47,935	2,452
Total Revenue Bonds	70,658	(5)	3,260	67,393	3,338
San Diego Campus	\$ 106,954	\$ 58,381	\$ 35,586	\$ 129,749	\$ 4,930

SUMMARY SCHEDULE OF LONG TERM DEBT

(Dollars in Thousands)

(UNAUDITED)

	Outstanding July 1, 2008	Additions/ Adjustments	Repayments	Outstanding June 30, 2009	FY 08/09 Interest
Total Long Term Debt Recorded at the San Diego Campus	\$ 106,954	\$ 58,381	\$ 35,586	\$ 129,749	\$ 4,930
Total Long Term Debt Recorded at the Office of the President	1,026,629	153,594	41,204	1,139,019	40,792
Total Long Term Debt	\$ 1,133,583	\$ 211,975	\$ 76,790	\$ 1,268,768	\$ 45,722



University of California, San Diego practices the Principles of Community that provides a framework for diversity and affirms the unique contribution of each member of the UCSD community.

Compiled and edited by UCSD Business & Financial Services