



University of California, San Diego
Detailed Financial Schedules
For the Year Ended June 30, 2008



**UNIVERSITY OF CALIFORNIA,
SAN DIEGO**

Unaudited Detailed Financial Schedules
for the Year Ended June 30, 2008

CONTENTS

A Letter from the Controller	1
Financial Overview	2
Summarized selected data for the past Eight Years	3
Statement of Revenues and Expenses	4
Statement of Net Assets	5
Statement of Revenues, Expenses, and Changes in Net Assets	6
Statement of Cash Flows	7
Notes to the Financial Schedules	8 - 9
Current Funds Revenues	10 - 11
Current Funds Expenditures by Uniform Classification Category	12 - 18
Current Funds Expenditures by Department	19 - 36
Current Funds Expenditures - Financial Aid	37 - 39
Current Funds Expenditures by Fund Source.....	40 - 45
Current Funds Expenditures by Expenditure Category by Fund Source	46 - 47
Current Funds Expenditures by Department – Loc "O"	48 - 49
Long-Term Debt Schedules	50 - 56

November 7, 2008


STEVEN W. RELYEA
VICE CHANCELLOR
0007

I am pleased to submit the Detailed Financial Schedules of the San Diego Campus for the year ended June 30, 2008.

The records and accounts of the University from which this report is prepared are maintained in accordance with generally accepted accounting principles prescribed by the Governmental Accounting Standards Board (GASB) and the National Association of College and University Business Officers.

The Detailed Financial Schedules are not audited and are intended for internal use. The accounts of the University of California are audited annually on a consolidated basis by the firm of PriceWaterhouseCoopers, LLP, whose audit report and opinion statement are transmitted to The Regents. The consolidated financial statements are presented in the modified format required by the GASB.

This report is available via BLINK as a PDF document.



Donald A. Larson
Controller

FINANCIAL OVERVIEW (UNAUDITED)

University of California, San Diego

Introduction

The San Diego campus of the University of California was founded in 1912 and designated a general campus in 1959. During the fiscal year ended June 30, 2008, the San Diego Campus averaged 26,265 employees: 7,811 academic and 18,454 staff - and in the Fall Quarter served 27,682 students – 22,048 undergraduate and 5,634 graduate and professional students. Academic programs are conducted in the residential colleges (Revelle, Muir, Marshall, Warren, Eleanor Roosevelt, and Sixth College), the School of Medicine, the Jacobs School of Engineering, the Graduate School of International Relations and Pacific Studies, the Scripps Institution of Oceanography, the Skaggs School of Pharmacy and Pharmaceutical Sciences, and the Rady School of Management. The UCSD Medical Center serves as the campus teaching hospital.

Summarized, *unaudited* financial statements for the campus are presented in accordance with generally accepted accounting principles as prescribed by the Governmental Accounting Standards Board (GASB) and are included in this report. The three primary financial statements are: statement of net assets; statement of revenues, expenses and changes in net assets; and statement of cash flows. These statements present the financial position, operating activities, and cash flows for the university. The statements represent the combined activities of campus departments and the UCSD Medical Center. Also included are the financial activities of the UCSD Foundation, a related but independent organization.

Following the statements, several distinct presentations of current funds revenue and expenses are provided. Lastly, are schedules of long-term debt.

The *audited*, consolidated financial statements of the University of California are available at <http://www.ucop.edu/ucophome/busfin/reports.html>.

The discussion and analysis provides an overview of the financial position and activities of the University of California, San Diego for the year ended June 30, 2008, with selected comparative information for the year ended June 30, 2007 and should be read in conjunction with the financial statements and notes to the financial statements. The discussion and analysis is available at <http://blink.ucsd.edu/Blink/External/Topics/Sponsor/0,1362,3931,00.html>.

FINANCIAL OVERVIEW

Statement of Net Assets

The statement of net assets (see page 5) presents information on all the university's assets, liabilities, and net assets at the end of the fiscal year. The difference between total assets and liabilities (net assets) is an indicator of the current financial condition of the university. At June 30, 2008, the university's net assets were \$1.9 billion, with assets of \$3.5 billion and liabilities of \$1.6 billion.

Statement of Revenues, Expenses, and Changes in Net Assets

The statement of revenues, expenses, and changes in net assets (see page 6) presents the operating results of the university, as well as non-operating revenues and expenses for the year. The statement also presents how the university's net assets have changed during the fiscal year. The university's operating revenues were \$2.5 billion; operating expenses were \$2.5 billion;

Statement of Cash Flows

The statement of cash flows (see page 7) provides additional information about the university's major sources and uses of cash during the fiscal year.

In 2008, the net cash outflow from operating activities was \$148.9 million, offset by \$358.1 million of cash provided by non-capital financing activities. In 2007, \$115.7 million of cash was used for operating activities, offset by \$348.1 million of cash provided by non-capital financing activities. The net cash outflow from capital and related financing activities was \$232.0 million in 2008 and \$252.4 million in 2007.

University of California, San Diego
2007- 2008

(Dollars in Thousands)

SUMMARIZED SELECTED DATA FOR THE PAST EIGHT YEARS
(UNAUDITED)

	2008	2007	2006	2005	2004	2003	2002	2001
EMPLOYMENT								
Academic	7,811	7,566	7,346	7,119	6,959	6,605	5,823	5,580
Staff	18,454	18,445	17,279	17,068	16,591	16,281	15,403	14,700
Total	26,265	26,011	24,625	24,187	23,550	22,886	21,226	20,280
STUDENT ENROLLMENT (Fall Quarter)								
Undergraduate	22,048	21,369	20,679	20,339	19,872	19,088	17,505	16,496
Graduate and professional	5,634	5,507	5,285	4,939	4,835	4,460	4,063	3,716
Total	27,682	26,876	25,964	25,278	24,707	23,548	21,568	20,212
OPERATING AND NONOPERATING REVENUES								
Student tuition and fees, net	\$ 230,451	\$ 202,465	\$ 192,606	\$ 176,265	\$ 144,887	\$ 119,801	\$ 104,370	\$ 96,927
Grants and contracts	765,512	738,575	686,472	660,524	638,852	583,271	538,216	503,453
Medical center	732,500	659,469	620,946	556,737	498,250	455,909	435,460	416,700
Educational activities	223,764	204,164	181,127	162,670	163,853	148,585	143,611	140,496
Auxiliary enterprises, net	130,696	120,610	109,378	106,167	100,455	88,325	80,416	75,394
State educational appropriations	301,300	282,940	260,587	250,531	268,539	295,733	309,049	298,031
State financing appropriations	17,602	18,658	21,579	17,313	16,775	14,699	17,412	17,462
Private gifts	59,136	62,618	48,014	49,372	51,991	38,571	36,795	31,511
Investment income	24,505	22,384	19,562	14,486	12,401	13,329	14,599	16,955
Other	54,936	56,930	34,039	30,502	22,294	22,067	21,897	20,415
Total	\$ 2,540,402	\$ 2,368,813	\$ 2,174,310	\$ 2,024,567	\$ 1,918,297	\$ 1,780,290	\$ 1,701,825	\$ 1,617,344
OPERATING AND NONOPERATING EXPENDITURES								
Salaries and wages	\$ 1,249,558	\$ 1,133,959	\$ 1,048,463	\$ 976,396	\$ 922,457	\$ 869,260	\$ 819,421	\$ 755,939
Benefits	252,920	232,579	226,706	204,662	185,529	167,266	151,959	131,384
Scholarships and fellowships	51,626	44,870	37,811	43,460	17,644	23,606	22,397	17,827
Utilities	69,679	71,752	63,119	51,186	48,769	45,068	43,900	42,473
Supplies and materials	383,559	314,498	301,857	280,016	267,981	242,725	209,802	238,347
Depreciation and amortization	168,423	168,940	158,418	145,831	140,104	129,299	121,853	116,528
Interest expense	4,743	5,137	5,810	5,246	5,722	6,034	6,889	10,584
Other	298,735	276,189	248,631	250,195	247,071	238,339	237,132	229,780
Total	\$ 2,479,243	\$ 2,247,924	\$ 2,090,815	\$ 1,956,992	\$ 1,835,277	\$ 1,721,597	\$ 1,613,353	\$ 1,542,862
OPERATING EXPENDITURES BY FUNCTION								
Instruction	\$ 476,581	\$ 431,857	\$ 395,072	\$ 375,260	\$ 338,669	\$ 312,508	\$ 289,532	\$ 283,285
Research	557,902	526,741	509,533	500,529	474,414	438,931	407,038	393,180
Public service	16,463	15,767	16,601	10,009	11,790	12,391	11,466	9,492
Academic support	192,810	155,183	152,207	130,764	142,790	147,613	130,717	141,687
Student services	57,152	49,962	45,291	42,794	40,607	39,536	38,022	35,147
Institutional support	111,505	101,308	85,058	79,844	74,651	71,879	64,917	68,249
Operation and maintenance of plant	63,445	63,548	59,699	48,130	43,017	39,434	44,978	40,312
Student financial aid	55,106	49,830	41,425	40,024	36,797	38,774	36,258	26,371
Medical center	656,326	573,102	524,314	490,795	447,545	414,722	394,974	358,976
Auxiliary enterprises	107,773	97,487	86,366	80,914	74,072	68,159	64,192	57,625
Depreciation	168,423	168,940	158,418	145,831	140,104	129,299	121,853	116,528
Impairment of capital assets	-	-	672	2,491	-	-	-	-
Other	10,374	8,974	10,268	4,218	5,011	2,215	2,420	1,338
Total	\$ 2,473,860	\$ 2,242,699	\$ 2,084,924	\$ 1,951,603	\$ 1,829,467	\$ 1,715,461	\$ 1,606,367	\$ 1,532,190
PLANT ASSETS								
Capitalized value	\$ 4,215,855	\$ 3,939,206	\$ 3,642,687	\$ 3,390,745	\$ 3,265,239	\$ 2,991,254	\$ 2,779,745	\$ 2,601,990
Accumulated depreciation	(1,973,935)	(1,834,174)	(1,699,060)	(1,570,690)	(1,561,944)	(1,458,708)	(1,373,321)	(1,297,270)
Net plant assets	\$ 2,241,920	\$ 2,105,032	\$ 1,943,627	\$ 1,820,055	\$ 1,703,295	\$ 1,532,546	\$ 1,406,424	\$ 1,304,720

Follow are the unaudited financial statements for the University of California, San Diego and the campus foundation for the years ended June 30, 2008, and June 30, 2007.
Note: Amount included all fund groups.

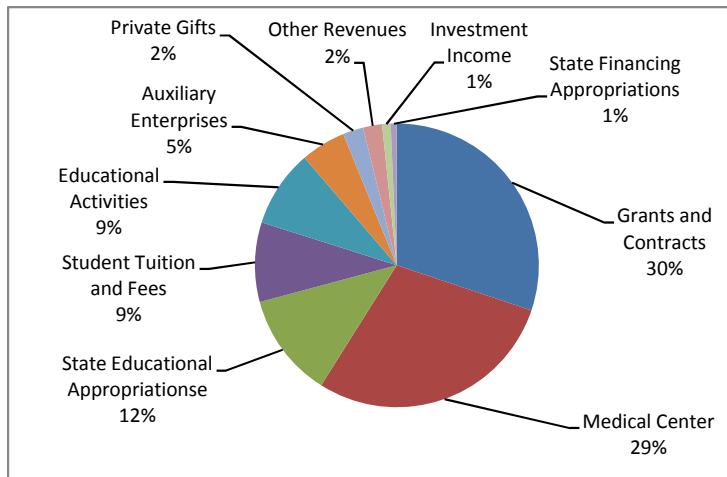
University of California, San Diego
2007-2008

THE STATEMENT OF REVENUES AND EXPENSES
(UNAUDITED)

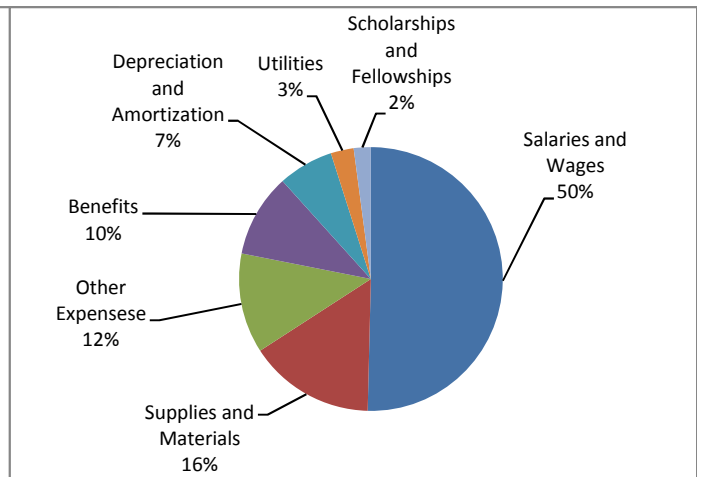
(Dollars in Thousands)

	Year Ended June 30, 2008			Year Ended June 30, 2007		
	Operating	Nonoperating	Total	Operating	Nonoperating	Total
Revenues						
Student tuition and fees, net	\$ 230,451		\$ 230,451	\$ 202,465	\$ -	\$ 202,465
Grants and contracts	765,512		765,512	738,575	-	738,575
Medical center	732,500		732,500	659,469	-	659,469
Educational activities	223,764		223,764	204,164	-	204,164
Auxiliary enterprises, net	130,696		130,696	120,610	-	120,610
State educational appropriations	-	301,300	301,300	-	282,940	282,940
State financing appropriations	-	17,602	17,602	-	18,658	18,658
Private gifts	-	59,136	59,136	-	62,618	62,618
Investment income	-	24,505	24,505	-	22,384	22,384
Other revenues	54,936		54,936	56,930		56,930
Revenues supporting core activities	2,137,859	402,543	2,540,402	1,982,213	386,600	2,368,813
Expenses						
Salaries and wages	1,249,558	-	1,249,558	1,133,959	-	1,133,959
Benefits	252,920	-	252,920	232,579	-	232,579
Scholarships and fellowships	51,626	-	51,626	44,870	-	44,870
Utilities	69,679	-	69,679	71,752	-	71,752
Supplies and materials	383,559	-	383,559	314,498	-	314,498
Depreciation and amortization	168,423	-	168,423	168,940	-	168,940
Interest expense	-	4,743	4,743	-	5,137	5,137
Other expenses						
Building maintenance	106,944	-	106,944	96,693	-	96,693
Travel	32,171	-	32,171	30,339	-	30,339
Telecommunications	27,642	-	27,642	25,430	-	25,430
Other	131,337	641	131,978	123,640	87	123,727
Expenses associated with core activities	2,473,859	5,384	2,479,243	2,242,700	5,224	2,247,924
Income (loss) from core activities	\$ (336,000)	\$ 397,159	61,159	\$ (260,487)	\$ 381,376	120,889
Other Nonoperating Activities						
Loss on disposal of capital assets, net			(1,614)			(2,063)
Income before other changes in net assets			59,545			118,826
Other Changes in Net Assets						
State capital appropriations			48,672			34,429
Capital gifts and grants			22,982			17,818
Transfers			69,139			(4,054)
Increase in net assets			200,338			167,019
Net Assets						
Beginning of year			1,731,564			1,564,545
End of year			\$ 1,931,902			\$ 1,731,564

2008 REVENUES SUPPORTING CORE ACTIVITIES



2008 EXPENSES ASSOCIATED WITH CORE ACTIVITIES



University of California, San Diego
Statement of Net Assets (Unaudited)
June 30, 2008 and 2007

(Dollar in Thousands)

	Campus		Foundation	
	2008	2007	2008	2007
ASSETS				
Current Assets				
Cash and equity in treasurer's investments	\$ 911,346	\$ 790,542	\$ 2,492	\$ 822
Investments held by trustees	1,443	1,544	72,814	87,371
Accounts receivable, net				
State and federal government	56,302	46,597	-	-
Medical center	158,819	126,735	-	-
Other	77,235	72,178	96	116
Pledges receivable, net	4,163	4,888	6,951	9,256
Notes receivable, net	2,280	2,684	-	-
Inventories	24,101	22,898	-	-
Other current assets	17,321	12,367	198	6
Total current assets	1,253,010	1,080,433	82,551	97,571
Noncurrent Assets				
Investments held by trustees	5,981	6,117	397,686	401,184
Pledges receivable	3,284	2,607	38,846	33,757
Notes and mortgages	26,993	27,170	-	-
Land, buildings, equipment, libraries, and special collections	4,215,855	3,939,207	-	-
Less: Accumulated depreciation	(1,973,935)	(1,834,174)	-	-
Other noncurrent assets	9,115	8,695	1,673	2,164
Total noncurrent assets	2,287,293	2,149,622	438,205	437,105
Total assets	\$ 3,540,303	\$ 3,230,055	\$ 520,756	\$ 534,676
LIABILITIES				
Current Liabilities				
Accounts payable	\$ 154,386	\$ 128,176	\$ 1,325	\$ 1,552
Accrued salaries and benefits	64,623	52,913	-	-
Deferred revenue	105,236	96,278	-	-
Current portion of long-term debt	46,367	48,023	-	-
Funds held for others	1,485	1,339	136	141
Annuities payable	-	-	1,288	1,106
Liabilities to life beneficiaries	-	-	1,501	1,552
Other current liabilities	72,054	71,195	-	-
Total current liabilities	444,151	397,924	4,250	4,351
Noncurrent Liabilities				
Federal refundable loans	22,936	22,221	-	-
Annuities payable	-	-	8,181	7,145
Liabilities to life beneficiaries	-	-	11,088	12,082
Long-term debt				
Revenue bonds	722,627	668,418	-	-
Certificates of participation	1,794	3,513	-	-
Mortgages and other borrowings	156,903	153,625	-	-
Capital lease obligations	205,209	209,222	-	-
Other noncurrent liabilities	54,781	43,566	449	2,481
Total noncurrent liabilities	1,164,250	1,100,565	19,718	21,708
Total liabilities	\$ 1,608,401	\$ 1,498,489	\$ 23,968	\$ 26,059
NET ASSETS				
Invested in capital assets, net of related debt	\$ 1,108,337	\$ 1,021,746	\$ -	\$ -
Restricted				
Nonexpendable				
Endowments	-	-	243,260	219,151
Annuity and life income funds	-	-	4,686	5,573
Expendable				
Endowments	-	-	115,596	141,092
Endowment income	10,830	9,388	-	-
Annuity and life income funds	-	-	6,091	7,288
Funds functioning as endowments	-	-	14,000	13,852
Loans	1,367	1,708	-	-
Gifts	81,940	83,622	110,492	120,007
Capital projects	15,250	15,875	-	-
Debt service	10,661	15,008	-	-
Other	54	81	-	-
Unrestricted	703,463	584,136	2,663	1,654
Total net assets	\$ 1,931,902	\$ 1,731,564	\$ 496,788	\$ 508,617

See accompanying Notes to the Financial Statements

University of California, San Diego
Statement of Revenues, Expenses, and Changes in Net Assets (Unaudited)
Years Ended June 30, 2008 and 2007

(Dollar in Thousands)

	Campus		Foundation	
	2008	2007	2008	2007
OPERATING REVENUES				
Student tuition and fees, net	\$ 230,451	\$ 202,465	\$ -	\$ -
Grants and contracts				
Federal	564,095	543,258	-	-
State	35,812	41,102	-	-
Private	153,152	142,936	-	-
Local	12,453	11,279	-	-
Sales and services				
Medical center	732,500	659,469	-	-
Educational activities	223,764	204,164	-	-
Auxiliary enterprises, net	130,696	120,610	-	-
Contributions revenue	-	-	40,007	40891
Other operating revenues, net	54,936	56,930	-	126
Total operating revenues	2,137,859	1,982,213	40,007	41,017
OPERATING EXPENSES				
Salaries and wages	1,249,558	1,133,959	-	-
Benefits	252,920	232,579	-	-
Scholarships and fellowships	51,626	44,870	-	-
Utilities	69,679	71,752	-	-
Supplies and materials	383,559	314,498	-	-
Depreciation and amortization	168,423	168,940	-	-
Grants to campus	-	-	61,356	51415
Other operating expenses				
Building maintenance	106,944	96,693		
Travel	32,171	30,339		
Telecommunications	27,642	25,430		
Other	131,337	123,640	123	(1,833)
Total operating expenses	2,473,859	2,242,700	61,479	49,582
Operating income (loss)	(336,000)	(260,487)	(21,472)	(8,565)
NONOPERATING REVENUES (EXPENSES)				
State educational appropriations	301,300	282,940	-	-
State financing appropriations	17,602	18,658	-	-
Private gifts	59,136	62,618	-	-
Investment income	24,505	22,384	10,433	10,109
Realized gain on sale of investments	-	-	9,203	629
Unrealized appreciation on investments	-	-	(25,405)	49,411
Interest expense	(4,743)	(5,137)	-	-
Change in value of annuity and life income liabilities	-	-	2,690	1,267
Loss on disposal of capital assets, net	(1,614)	(2,063)	-	-
Other nonoperating revenues (expenses)	(641)	(87)	(1,932)	-
Total net nonoperating revenues (expenses)	395,545	379,313	(5,011)	61,416
Income before other changes in net assets	59,545	118,826	(26,483)	52,851
OTHER CHANGES IN NET ASSETS				
State capital appropriations	48,672	34,429	-	-
Capital gifts and grants	22,982	17,818	-	-
Permanent endowments	-	-	14,654	35,149
Transfers	69,139	(4,054)	-	-
Total other changes in net assets	140,793	48,193	14,654	35,149
Increase in net assets	200,338	167,019	(11,829)	88,000
NET ASSETS				
Net assets, beginning of year	1,731,564	1,564,545	508,617	420,617
Net assets, end of year	\$ 1,931,902	\$ 1,731,564	\$ 496,788	\$ 508,617

See accompanying Notes to the Financial Statements

University of California, San Diego
Statement of Cash Flows (Unaudited)
Years Ended June 30, 2008 and 2007

(Dollar in Thousands)	Campus		Foundation	
	2008	2007	2008	2007
CASH FLOWS FROM OPERATING ACTIVITIES				
Student tuition and fees	\$ 229,391	\$ 201,697	\$ -	\$ -
Grants and contracts	767,099	732,825	-	-
Receipts from sales and services of				
Medical center	700,359	642,817	-	-
Educational activities	219,145	197,769	-	-
Auxiliary enterprises	133,559	121,076	-	-
Receipts from contributions	-	-	34,584	35,979
Collections of loans to students and employees	2,960	3,849	-	-
Payments to employees	(1,229,537)	(1,127,169)	-	-
Payments to suppliers and utilities	(718,398)	(652,166)	-	-
Payments for benefits	(250,294)	(229,637)	-	-
Payments for scholarships and fellowships	(51,626)	(44,870)	-	-
Payments to campuses	-	-	(57,252)	(45,145)
Payments to beneficiaries	-	-	(2,707)	(2,622)
Loans issued to students and employees	(2,405)	(5,795)	-	-
Other receipts (payments)	50,880	43,920	(4,108)	(6,509)
Net cash provided (used) by operating activities	(148,867)	(115,684)	(29,483)	(18,297)
CASH FLOWS FROM NONCAPITAL FINANCING ACTIVITIES				
State educational appropriations	301,300	282,940	-	-
Private gifts for endowment purposes	-	-	13,492	31,368
Private gifts received for other than capital purposes	58,626	62,106	-	-
Other receipts (payments)	(1,738)	35	798	-
Net cash flows from noncapital financing activities	358,188	345,081	14,291	31,368
CASH FLOWS FROM CAPITAL AND RELATED FINANCING ACTIVITIES				
State capital appropriations	40,142	46,439	-	-
State financing appropriations	17,558	18,447	-	-
Capital gifts and grants	20,828	11,216	-	-
Proceeds from debt issuance	34,343	49,008	-	-
Proceeds from the sale of capital assets	124	145	-	-
Proceeds from insurance recoveries	-	-	-	-
Purchases of capital assets	(326,953)	(346,543)	-	-
Refinancing/prepayment outstanding debt	-	-	-	-
Principal paid on debt and capital leases	(14,459)	(26,256)	-	-
Interest paid on debt and capital leases	(3,571)	(4,864)	-	-
Net cash provided (used) by capital and related activities	(231,988)	(252,408)	-	-
CASH FLOWS FROM INVESTING ACTIVITIES				
Proceeds from sale and maturities of investments	(627)	-	156,375	51,282
Purchase of investments	-	-	(148,407)	(78,577)
Other receipts	-	-	8,894	12,475
Net cash provided (used) by investing activities	(627)	-	16,862	(14,820)
CASH FLOWS FROM TRANSFERS				
Current				
Intercampus	280,465	281,246	-	-
Interfund	(82,380)	(78,828)	-	-
Net revenue of bonds and other indebtedness programs	55,296	(36,634)	-	-
Unexpended plant	81,566	99,395	-	-
Retirement of indebtedness	(36,601)	(41,179)	-	-
Investment in plant	(445)	(51)	-	-
Loan	86	100	-	-
Indirect cost recovery	(154,195)	(145,518)	-	-
Net cash flows from transfers	143,792	78,531	-	-
Total net increase in cash	120,498	55,520	1,670	-
Cash beginning of year	790,542	735,022	822	2,571
Cash end of year	\$ 911,040	\$ 790,542	\$ 2,492	\$ 2,571
RECONCILIATION OF OPERATING LOSS TO NET CASH USED BY OPERATING ACTIVITIES				
Operating income (loss)	\$ (336,001)	\$ (260,486)	\$ (21,471)	\$ (8,565)
Depreciation and amortization expense	168,423	168,940	-	-
Noncash gifts	-	-	(2,855)	(7,088)
Allowance for doubtful accounts	2,078	2,048	46	(2,089)
Loss on impairment of capital assets	-	-	-	-
Change in assets and liabilities				
Receivables, net	(41,999)	(25,855)	(2,830)	1,687
Inventories	(1,203)	(4,923)	-	-
Deferred charges	(4,953)	(954)	-	-
Other assets	(357)	(5,986)	259	317
Accounts payable	27,970	6,960	873	63
Accrued salaries and benefits	11,711	6,054	-	-
Deferred revenue	12,823	(2,512)	-	-
Annuities payable	-	-	(3,505)	(2,622)
Other liabilities	12,641	1,032	-	-
Net cash used by operating activities	\$ (148,867)	\$ (115,684)	\$ (29,483)	\$ (18,297)

See accompanying Notes to the Financial Statements

NOTES TO THE FINANCIAL SCHEDULES (UNAUDITED)

University of California, San Diego

SUMMARY OF SIGNIFICANT ACCOUNTING POLICIES

1. *Financial Reporting Entity* - The *unaudited* financial schedules contained in this publication are intended for internal use and provide an accounting for the funds that were available to the University of California, San Diego during the 2007-2008 fiscal year in furtherance of the major objectives of the institution - instruction, research, patient care, and public service.

The *unaudited* financial schedules represent the combined activities of campus departments and the UCSD Medical Center. However, campus activities within Office of the President (UCOP) programs, referred to as Location "O" funding, are considered operations of UCOP and are not included in summary totals in this report.

2. *Accrual Basis and Fund Accounting* - The accompanying *unaudited* financial statements of the university have been prepared in accordance with generally accepted accounting principles promulgated by the Governmental Accounting Standards Board (GASB), using the accrual basis of accounting. Revenues are recorded when earned and expenses are recorded when incurred and measurable.

To ensure the observance of limitations and restrictions placed on the resources available to the university, the accounts are maintained in accordance with the principles of fund accounting. Resources for various purposes are classified for accounting and reporting purposes into funds according to activities or objectives specified. The major fund groups are current funds, endowment and similar funds, loan funds, and plant funds.

3. *Fund Classification*

CURRENT FUNDS

Current funds are the basic operating funds of the university and provide the resources used for the current operations of the university in meeting its goals of providing instruction, research, patient care, and public service. Current funds balances are separated into those restricted by donors or grantors, and balances that are unrestricted. Restricted funds may be expended only for the purpose indicated by the donor or grantor, whereas the use of unrestricted funds is determined by the university to achieve its objectives. For statement purposes, unrestricted funds have been separated into the general fund, provided by the State of California, and designated, or other funds.

ENDOWMENT AND SIMILAR FUNDS

Endowment funds consist of endowments, funds functioning as endowments, and annuity and life income funds. Endowments require that the principal be invested in perpetuity, with the income used in accordance with the terms specified by the donor. Funds functioning as endowments are primarily gifts and related gains that are treated as endowments. Annuity and life income funds are held in trust with the annuity or income paid periodically to designated beneficiaries.

LOAN FUNDS

Loan funds consist of monies designated for loans to students, faculty, and staff. Loan funds are provided from federal student loan programs, university funds, and private donations.

PLANT FUNDS

The plant funds group includes four subgroups: unexpended plant funds, renewal and replacement funds, retirement of indebtedness funds, and investment in plant funds.

Unexpended plant funds are designated for the improvement or expansion of facilities of the campus. This includes land and building acquisitions, construction of new facilities, initial equipping of new buildings, renovation, remodeling and alteration of existing facilities, and general planning, studies, and surveys connected with the physical planning of the campus. Unexpended plant funds are provided by state of California appropriations, federal grants, private gifts and grants, loan and bond issue proceeds, and transfers from current funds.

Renewal and replacement funds, consisting of current funds transfers from self-supporting campus activities, are designated for use in the acquisition, construction, or replacement of capital assets.

Retirement of indebtedness funds have been established to record debt service payments and to accumulate funds for the retirement of specific outstanding loans, bonds, and certificates of participation. The majority of these funds are maintained at the Office of the President and, therefore, not all such funds are included in the campus financial schedules.

As projects are completed and are capitalized, the capitalized amounts and any related liabilities are transferred to the investment in plant subgroup. Within the investment in plant subgroup is recorded the original cost, or the fair market value in the case of gifts, of the land, buildings, libraries and special collections, intangibles and equipment assets of the university. Related liabilities consisting of Regents' loans, State Public Works Board loans, bank and commercial paper loans, bonds, conditional sales contracts, and certificates of participation, administered by both the San Diego Campus and the Office of the President, are shown on the statement of net assets.

NOTES TO THE FINANCIAL SCHEDULES (UNAUDITED) - continued
University of California, San Diego

4. *Indirect Cost Recovery (Transfers)* - Indirect cost recoveries received by the campus in conjunction with the university's performance under contracts and grants are transferred to the Office of the President. These recoveries are then incorporated into the campus' annual budgetary allocations from the Office of the President after giving effect to recovery-sharing arrangements with the state of California. The total indirect cost recovery for the year was \$154.2 million (\$145.5 million for 2007).

5. *Academic Support Costs, Other* – The academic support function in the schedule of current funds expenditures by uniform classification category includes activities that provide services for the university's three primary missions – instruction, research, and public service. Expenses for this category for the year ended June 30, 2008 are summarized as follows (in thousands of dollars):

	Total
Medical group	\$74,545
Shipboard technical support - administration	2,159
Marine sciences recharge & support services	3,986
Scripps institute other	211
School of medicine recharge & support services	3,815
Academic affairs recharge & support services	4,550
Other	3,457
Total Academic Support Other	\$92,723

6. *Other Notes* – Additional notes to the financial schedules are included in the annual financial report for the University of California San Diego and is available at <http://blink.ucsd.edu/Blink/External/Topics/Sponsor/0.1362.3931.00.html>.

CURRENT FUNDS
REVENUES

UNIVERSITY OF CALIFORNIA, SAN DIEGO
2007-2008

CURRENT FUNDS REVENUES
(UNAUDITED)

(Dollars in Thousands)

	Total	Unrestricted		Restricted
		General	Designated	
TUITION AND FEES				
Regular session	\$ 256,637	\$ 33,225	\$ 223,412	\$ --
University extension and continuing education	35,993	--	35,993	--
Subtotal	292,630	33,225	259,405	--
Scholarship allowance	(62,180)	--	(62,180)	--
Total	230,450	33,225	197,225	--
FEDERAL GOVERNMENT				
Grants	543,118	--	120,821	422,297
Contracts	20,977	--	2,893	18,084
Total	564,095	--	123,714	440,381
STATE GOVERNMENT				
Appropriations	318,902	301,300	--	17,602
Contracts and grants	35,812	--	2,583	33,229
Total	354,714	301,300	2,583	50,831
LOCAL GOVERNMENT	12,453	--	721	11,732
PRIVATE GIFTS, GRANTS AND CONTRACTS				
Gifts	59,136	--	63	59,073
Grants	38,914	--	2,478	36,436
Contracts	114,238	--	27,180	87,058
Total	212,288	--	29,721	182,567
SALES AND SERVICES OF EDUCATIONAL ACTIVITIES				
Medical group activities	190,512	--	190,512	--
Other	33,253	--	33,257	(4)
Total	223,765	--	223,769	(4)
SALES AND SERVICES OF AUXILIARY ENTERPRISES				
Parking operations	17,273	--	17,273	--
Residence and dining halls	93,272	--	93,272	--
Bookstore	30,318	--	30,318	--
Other	3,201	--	3,201	--
Subtotal	144,064	--	144,064	--
Scholarship allowance	(13,368)	--	(13,368)	--
Total	130,696	--	130,696	--
SALES AND SERVICES OF UCSD MEDICAL CENTER	732,500	--	732,500	--
OTHER SOURCES				
Service enterprises	573	--	573	--
Property rental and other	54,423	--	54,423	--
Subtotal	54,996	--	54,996	--
Scholarship allowance	(166)	--	(166)	--
Total	54,830	--	54,830	--
Total Current Funds Revenues	\$ 2,515,791	\$ 334,525	\$ 1,495,759	\$ 685,507

**CURRENT FUNDS EXPENDITURES
BY UNIFORM CLASSIFICATION CATEGORY**

University of California, San Diego
2007-2008

(Dollars in Thousands)

CURRENT FUNDS EXPENDITURES BY UNIFORM CLASSIFICATION CATEGORY
(UNAUDITED)

	Current Funds				Distribution			
	Total	Unrestricted		Restricted	Salaries and Wages	Other Expenditures	Recharges	
		General	Designated					
INSTRUCTION								
GENERAL ACADEMIC								
Area studies	\$ 7,372	\$ 5,398	\$ 1,522	\$ 452	\$ 4,999	\$ 2,384	\$ 11	
Biological sciences	21,663	19,627	1,843	193	14,319	7,345	1	
Business and management	15,947	5,441	6,813	3,693	9,097	6,853	3	
Communications	4,093	3,957	107	29	3,231	864	2	
Computer and information studies	34,662	32,316	1,156	1,190	25,350	9,312	--	
Education	3,764	3,365	398	1	2,539	1,225	--	
Engineering	13,210	10,735	1,802	673	8,347	4,863	--	
Fine and applied arts	18,288	16,937	1,109	242	14,145	4,146	3	
Foreign languages	3,888	3,853	32	3	3,033	855	--	
Health professions								
Medicine	196,017	46,487	142,705	6,825	157,571	73,073	34,627	
Pharmacy	6,203	2,794	2,871	538	3,770	2,440	7	
Letters	16,933	15,595	937	401	13,510	3,512	89	
Mathematics	11,076	10,607	358	111	9,183	1,893	--	
Physical sciences	33,231	30,815	1,614	802	23,620	9,611	--	
Psychology	6,582	6,212	349	21	5,055	1,529	2	
Social sciences	34,179	32,619	1,103	457	26,923	7,269	13	
Interdisciplinary studies	14,117	12,171	1,844	102	5,971	8,146	--	
Compensated absences accrual	2,496	972	1,585	(61)	2,385	111	--	
Other	7,274	(442)	7,716	--	--	7,274	--	
Total	450,995	259,459	175,864	15,672	333,048	152,705	34,758	
SUMMER SESSION	580	--	580	--	254	326	--	
EXTENSION STUDIES AND PUBLIC PROGRAMS	29,314	130	27,142	2,042	14,271	17,509	2,466	
EDUCATIONAL FEE EXPENSE PRORATION	--	(54,151)	54,151	--	--	--	--	
Subtotal Instruction	480,889	205,438	257,737	17,714	347,573	170,540	37,224	
ELIMINATED CAPITAL EXPENDITURES	(4,309)	(3,261)	(472)	(576)	--	(4,309)	--	
Total Instruction	476,580	202,177	257,265	17,138	347,573	166,231	37,224	

University of California, San Diego
2007-2008

(Dollars in Thousands)

CURRENT FUNDS EXPENDITURES BY UNIFORM CLASSIFICATION CATEGORY
(UNAUDITED)

	Current Funds				Distribution		
	Total	Unrestricted		Restricted	Salaries and Wages	Other Expenditures	Recharges
		General	Designated				
RESEARCH							
INSTITUTES AND RESEARCH CENTERS							
Area studies	199	123	17	59	102	97	--
Biological sciences	15,458	618	236	14,604	8,101	7,384	27
Computer and information studies	53,963	7,513	2,234	44,216	26,210	27,773	20
Engineering	17,529	356	134	17,039	7,480	10,049	--
Fine and applied arts	407	106	9	292	236	171	--
Health professions - medicine	38,569	705	1,441	36,423	18,137	20,434	2
Biomedical Sciences	13	13	--	--	10	3	--
Physical sciences	124,095	13,876	5,846	104,373	45,615	80,562	2,082
Psychology	2,263	264	41	1,958	1,079	1,184	--
Social sciences	4,621	654	428	3,539	2,000	2,621	--
Compensated absences accrual	1,075	(106)	111	1,070	983	92	--
Total	258,192	24,122	10,497	223,573	109,953	150,370	2,131
INDIVIDUAL OR PROJECT RESEARCH							
Biological sciences	23,824	519	1,035	22,270	12,089	11,738	3
Business and management	126	--	6	120	18	109	1
Communications	93	50	25	18	26	67	--
Computer and information studies	20,137	3,193	105	16,839	10,139	9,998	--
Education	409	6	7	396	267	142	--
Engineering	7,488	1,198	240	6,050	3,195	4,293	--
Fine and applied arts	266	74	52	140	67	199	--
Foreign languages	9	6	--	3	--	9	--
Health professions Medicine	248,251	3,834	3,662	240,755	116,334	131,990	73
Interdisciplinary studies	61	33	5	23	29	32	--
Letters	316	133	73	110	139	177	--
Mathematics	2,881	301	127	2,453	1,541	1,340	--
Physical sciences	26,160	309	605	25,246	11,926	14,240	6
Pharmacy	6,241	22	7	6,212	3,018	3,227	4
Psychology	3,896	228	64	3,604	2,078	1,818	--
Social sciences	3,025	931	269	1,825	1,905	1,132	12
Other	(6,889)	198	(6,878)	(209)	184	(7,073)	--
Total	336,294	11,035	(596)	325,855	162,955	173,438	99
OTHER PROVISIONS	499	319	4,519	(4,339)	311	188	--
Subtotal Research	594,985	35,476	14,420	545,089	273,219	323,996	2,230
ELIMINATED CAPITAL EXPENDITURES	(37,086)	(1,365)	(737)	(34,984)	--	(37,086)	--
Total Research	557,899	34,111	13,683	510,105	273,219	286,910	2,230

University of California, San Diego
2007-2008

(Dollars in Thousands)

CURRENT FUNDS EXPENDITURES BY UNIFORM CLASSIFICATION CATEGORY
(UNAUDITED)

	Current Funds				Distribution		
	Total	Unrestricted		Restricted	Salaries and Wages	Other Expenditures	Recharges
		General	Designated				
<u>PUBLIC SERVICE</u>							
COMMUNITY SERVICE							
Arts and lectures	1,921	20	1,894	7	511	1,566	156
Community service projects	4,439	1,382	714	2,343	2,732	2,353	646
Work study programs							
Contracting agencies	289	62	57	170	228	61	--
Other	9,608	2,330	658	6,620	5,166	4,442	--
Compensated absences accrual	65	22	28	15	63	2	--
Total	16,322	3,816	3,351	9,155	8,700	8,424	802
COOPERATIVE EXTENSION SERVICE							
	229	--	--	229	171	58	--
Subtotal Public Service	16,551	3,816	3,351	9,384	8,871	8,482	802
ELIMINATED CAPITAL EXPENDITURES							
	(89)	(6)	(53)	(30)	--	(89)	--
Total Public Service	16,462	3,810	3,298	9,354	8,871	8,393	802
<u>ACADEMIC SUPPORT</u>							
ANCILLARY SUPPORT							
Fine arts productions	788	736	47	5	536	303	51
Medical laboratories	14,324	--	13,856	468	9,628	12,981	8,285
Psychology clinic	4,376	--	4,373	3	2,738	1,638	--
Research vessels	2,197	--	1,602	595	5,961	14,333	18,097
Shops	3,456	--	3,456	--	2,613	4,939	4,096
Vivarium	1,739	547	1,192	--	5,365	6,875	10,501
Other	92,723	6,040	83,675	3,008	43,020	62,791	13,088
Total	119,603	7,323	108,201	4,079	69,861	103,860	54,118
ACADEMIC ADMINISTRATION							
	39,991	25,213	11,995	2,783	23,513	26,019	9,541
AUDIO VISUAL SERVICES							
	3,075	1,539	1,377	159	2,243	1,635	803
COMPUTING SUPPORT							
	3,620	57	3,563	--	4,763	7,748	8,891
COURSE AND CURRICULUM DEVELOPMENT							
	63	56	5	2	38	25	--
EDUCATIONAL FEE EXPENSE PRORATION							
	--	(6,669)	6,669	--	--	--	--
LIBRARIES							
	35,429	30,087	3,426	1,916	16,121	19,458	150
MUSEUMS AND GALLERIES							
	5,392	45	3,590	1,757	2,680	2,827	115
COMPENSATED ABSENCES ACCRUAL							
	1,463	246	1,227	(10)	1,391	72	--
Subtotal Academic Support	208,636	57,897	140,053	10,686	120,610	161,644	73,618
ELIMINATED CAPITAL EXPENDITURES							
	(15,824)	(11,276)	(2,686)	(1,862)	(5,408)	(10,416)	--
Total Academic Support	192,812	46,621	137,367	8,824	115,202	151,228	73,618

University of California, San Diego
2007-2008

(Dollars in Thousands)

CURRENT FUNDS EXPENDITURES BY UNIFORM CLASSIFICATION CATEGORY
(UNAUDITED)

	Current Funds				Distribution		
	Total	Unrestricted		Restricted	Salaries and Wages	Other Expenditures	Recharges
		General	Designated				
UCSD MEDICAL CENTER							
UCSD medical center	662,388	8,344	653,587	457	278,844	412,672	29,128
ELIMINATED CAPITAL EXPENDITURES	(6,135)	--	(6,105)	(30)	--	(6,135)	--
Total UCSD Medical Center	656,253	8,344	647,482	427	278,844	406,537	29,128
STUDENT SERVICES							
ADMINISTRATION	6,393	1,072	2,792	2,529	3,176	3,222	5
SOCIAL AND CULTURAL ACTIVITIES							
Cultural programs	472	--	472	--	51	424	3
Housing services	130	5	121	4	116	74	60
Other social services	8,929	58	8,767	104	5,174	8,544	4,789
Public ceremonies	176	--	176	--	--	176	--
Recreational programs	14,449	--	13,951	498	7,205	7,625	381
Total	24,156	63	23,487	606	12,546	16,843	5,233
COUNSELING AND CAREER GUIDANCE							
Counseling	5,891	739	3,538	1,614	3,325	2,572	6
Disadvantaged student assistance	651	655	(5)	1	370	281	--
Foreign student programs	1,208	52	1,153	3	860	385	37
Placement	2,136	3	2,050	83	1,158	979	1
Total	9,886	1,449	6,736	1,701	5,713	4,217	44
FINANCIAL AID ADMINISTRATION							
ADMINISTRATION	3,503	2,631	868	4	2,204	1,300	1
STUDENT ADMISSIONS AND RECORDS							
Admissions	3,225	3,218	--	7	1,717	1,508	--
Registrar	2,760	2,298	448	14	1,518	1,244	2
Total	5,985	5,516	448	21	3,235	2,752	2
STUDENT HEALTH SERVICES							
SERVICES	7,406	--	7,378	28	3,518	3,913	25
EDUCATIONAL FEE EXPENSE PRORATION							
EXPENSE PRORATION	--	(10,666)	10,666	--	--	--	--
COMPENSATED ABSENCES ACCRUAL							
ACCRUAL	167	--	161	6	285	(118)	--
Subtotal Student Services	57,496	65	52,536	4,895	30,677	32,129	5,310
ELIMINATED CAPITAL EXPENDITURES	(346)	(24)	(292)	(30)	--	(346)	--
Total Student Services	57,150	41	52,244	4,865	30,677	31,783	5,310

University of California, San Diego
2007-2008

(Dollars in Thousands)

CURRENT FUNDS EXPENDITURES BY UNIFORM CLASSIFICATION CATEGORY
(UNAUDITED)

	Current Funds				Distribution		
	Total	Unrestricted		Restricted	Salaries and Wages	Other Expenditures	Recharges
		General	Designated				
INSTITUTIONAL SUPPORT							
EXECUTIVE MANAGEMENT							
Chancellor and vice-chancellors	19,880	13,820	5,282	778	12,831	7,373	324
General counsel	511	510	1	--	356	155	--
Academic senate secretariat	899	844	50	5	635	264	--
Planning and budgeting	15,124	4,092	11,032	--	3,160	11,963	(1)
Total	36,414	19,266	16,365	783	16,982	19,755	323
FISCAL OPERATIONS							
Accounting	13,744	6,053	7,667	24	8,524	7,506	2,286
Auditing	1,618	1,527	91	--	1,508	697	587
Bad debt write-off	19	--	19	--	--	19	--
Cashiers office	549	470	79	--	345	204	--
Office of contracts and grants administration	2,927	--	2,927	--	2,093	834	--
Total	18,857	8,050	10,783	24	12,470	9,260	2,873
GENERAL ADMINISTRATIVE SERVICES							
Environmental health and safety	6,479	535	5,937	7	4,327	3,164	1,012
Information systems	15,096	9,049	6,047	--	7,505	7,950	359
Human resources	7,408	4,477	2,927	4	11,143	5,092	8,827
Other	1,762	5,141	(3,674)	295	4,853	1,349	4,440
Total	30,745	19,202	11,237	306	27,828	17,555	14,638
LOGISTICAL SERVICES							
Construction management	(36)	--	(36)	--	4,063	9,081	13,180
Duplicating	(133)	121	(261)	7	1,219	2,950	4,302
Garage	527	68	458	1	730	4,564	4,767
Mail and messenger	212	152	58	2	589	1,882	2,259
Materiel management	3,394	2,145	1,249	--	3,538	11,896	12,040
Police	5,025	2,728	2,267	30	4,404	2,573	1,952
Telephone	2,684	468	2,214	2	5,811	17,367	20,494
Total	11,673	5,682	5,949	42	20,354	50,313	58,994
COMMUNITY RELATIONS							
Development	13,566	126	10,878	2,562	7,756	13,086	7,276
Public information	2,687	1,585	1,102	--	1,711	976	--
Publications	312	279	33	--	348	549	585
Total	16,565	1,990	12,013	2,562	9,815	14,611	7,861
EDUCATIONAL FEE EXPENSE PRORATION							
	--	(10,790)	10,790	--	--	--	--
COMPENSATED ABSENCES ACCRUAL							
	(699)	(833)	157	(23)	795	(1,494)	--
Subtotal Institutional Support	113,555	42,567	67,294	3,694	88,244	110,000	84,689
ELIMINATED CAPITAL EXPENDITURES							
	(2,050)	(655)	(1,395)	--	--	(2,049)	1
Total Institutional Support	111,505	41,912	65,899	3,694	88,244	107,951	84,690

University of California, San Diego
2007-2008

(Dollars in Thousands)

CURRENT FUNDS EXPENDITURES BY UNIFORM CLASSIFICATION CATEGORY
(UNAUDITED)

	Current Funds				Distribution		
	Total	Unrestricted		Restricted	Salaries and Wages	Other Expenditures	Recharges
		General	Designated				
OPERATION AND MAINTENANCE OF PLANT							
Administration	5,082	3,166	1,915	1	2,878	5,918	3,714
Building maintenance and major repairs and alterations	14,676	13,118	1,558	--	2,785	12,813	922
Grounds maintenance	2,970	2,961	4	5	2,387	2,676	2,093
Janitorial service	8,925	8,877	48	--	4,837	6,397	2,309
Plant service	(165)	--	(165)	--	4,375	29,248	33,788
Refuse disposal	412	415	(13)	10	55	370	13
Utilities	25,985	27,408	(1,430)	7	1,957	55,324	31,296
Other	6,141	100	6,041	--	--	6,141	--
Compensated absences accrual	315	196	119	--	300	15	--
Educational fee expense proration	--	(10,942)	10,942	--	--	--	--
Subtotal Operation and Maintenance of Plant	64,341	45,299	19,019	23	19,574	118,902	74,135
ELIMINATED CAPITAL EXPENDITURES	(896)	(161)	(735)	--	--	(896)	--
Total Operation and Maintenance of Plant	63,445	45,138	18,284	23	19,574	118,006	74,135
STUDENT FINANCIAL AID							
Student financial aid	130,822	8,607	53,974	68,241	1,232	129,668	78
Scholarship allowance	(75,714)	--	(75,714)	--	--	(75,714)	--
Total Student Financial Aid	55,108	8,607	(21,740)	68,241	1,232	53,954	78
AUXILIARY ENTERPRISES							
Apartments	23,846	--	23,814	32	1,479	23,750	1,383
Bookstores	29,560	--	29,519	41	5,079	36,152	11,671
Cafeterias	1,875	--	1,844	31	1,708	3,084	2,917
Parking	10,675	--	10,629	46	5,156	17,909	12,390
Residence halls	38,402	--	38,200	202	16,391	50,494	28,483
Other	3,198	--	3,026	172	2,030	1,733	565
Compensated absences accrual	420	--	420	--	401	19	--
Subtotal Auxiliary Enterprises	107,976	--	107,452	524	32,244	133,141	57,409
ELIMINATED CAPITAL EXPENDITURES	(203)	--	(203)	--	--	(203)	--
Total Auxiliary Enterprises	107,773	--	107,249	524	32,244	132,938	57,409
Total Current Funds Expenditures	\$ 2,294,987	\$ 390,761	\$ 1,281,031	\$ 623,195	\$ 1,195,680	\$ 1,463,931	\$ 364,624

**CURRENT FUNDS EXPENDITURES
BY DEPARTMENT**

University of California, San Diego
2007-2008

(Dollars in Thousands)

CURRENT FUNDS EXPENDITURES BY DEPARTMENT
(UNAUDITED)

	Current Funds				Distribution		
	Total	Unrestricted		Restricted	Salaries and Wages	Other Expenditures	Recharges
		General	Designated				
<u>GRADUATE SCHOOL OF INTERNATIONAL RELATIONS AND PACIFIC STUDIES</u>							
INSTRUCTION	\$ 7,372	\$ 5,398	\$ 1,522	\$ 452	\$ 4,999	\$ 2,384	\$ 11
RESEARCH	629	--	16	613	408	221	--
PUBLIC SERVICE	365	--	--	365	152	213	--
ACADEMIC SUPPORT	1	--	1	--	--	22	21
Total Graduate School of International Relations and Pacific Studies	8,367	5,398	1,539	1,430	5,559	2,840	32
<u>JACOBS SCHOOL OF ENGINEERING</u>							
INSTRUCTION							
Bioengineering	5,783	3,642	1,604	537	3,164	2,619	--
Computer science and engineering	10,255	9,501	521	233	7,764	2,491	--
Electrical and computer engineering	9,936	9,781	110	45	7,551	2,385	--
Material science program	2,840	2,583	157	100	1,934	906	--
Mechanical and aerospace engineering	9,762	9,202	516	44	7,850	1,912	--
Structural systems research project	4,587	4,511	40	36	3,248	1,339	--
Total	43,163	39,220	2,948	995	31,511	11,652	--
RESEARCH							
Bioengineering	7,366	299	28	7,039	3,173	4,193	--
California institute--telecommunications and information technology	21,339	6,202	528	14,609	9,223	12,125	9
Computer science and engineering	7,046	825	52	6,169	4,171	2,875	--
Dean's office--engineering	1,371	--	117	1,254	423	948	--
Electrical and computer engineering	13,091	2,368	53	10,670	5,968	7,123	--
Fusion energy research center	(38)	--	(39)	1	(53)	15	--
Mechanical and aerospace engineering	6,117	1,198	123	4,796	2,771	3,346	--
Structural systems research project	7,022	65	140	6,817	2,639	4,383	--
Total	63,314	10,957	1,002	51,355	28,315	35,008	9
PUBLIC SERVICE							
Dean's office--engineering	438	16	--	422	350	89	1
PUBLIC SERVICE	438	16	--	422	350	89	1
ACADEMIC SUPPORT							
Dean's office--engineering	4,041	3,283	140	618	2,091	3,253	1,303
Cal it2--support services	81	--	81	--	736	954	1,609
Electrical and computer engineering	70	--	70	--	304	191	425
Engineering support services	(820)	--	(820)	--	60	1,404	2,284
Mechanical and aerospace engineering	89	--	89	--	34	56	1
Structural systems research project	457	--	457	--	630	513	686
Total	3,918	3,283	17	618	3,855	6,371	6,308
Total Jacobs School of Engineering	110,833	53,476	3,967	53,390	64,031	53,120	6,318

University of California, San Diego
2007-2008

(Dollars in Thousands)

CURRENT FUNDS EXPENDITURES BY DEPARTMENT
(UNAUDITED)

	Current Funds			Distribution			
	Total	Unrestricted		Restricted	Salaries and Wages	Other Expenditures	Recharges
		General	Designated				
RADY SCHOOL OF MANAGEMENT							
INSTRUCTION	15,947	5,441	6,813	3,693	9,097	6,853	3
RESEARCH	126	--	6	120	18	109	1
Total Rady School of Management	16,073	5,441	6,819	3,813	9,115	6,962	4
SCHOOL OF MEDICINE							
INSTRUCTION							
Anesthesiology	13,459	1,495	11,961	3	14,595	3,121	4,257
Bioengineering--medical	383	380	3	--	310	73	--
Cancer center	1,184	291	861	32	677	518	11
Cellular and molecular medicine	1,094	1,065	1	28	764	331	1
Chemistry--medical	2	1	--	1	--	2	--
Educational fee offset	2,364	--	2,364	--	--	2,364	--
Electives program	12	--	12	--	--	12	--
Emergency medical program	2,710	29	2,681	--	7,285	1,071	5,646
Family and preventive medicine	10,529	4,200	5,064	1,265	7,097	4,299	867
Intern and resident program	2,504	2,504	--	--	--	2,504	--
Malpractice insurance	2,824	1,486	1,338	--	--	2,824	--
Medicine	32,421	11,111	18,961	2,349	30,901	9,086	7,566
Neurosciences	8,238	3,712	3,844	682	5,918	2,601	281
Office of continuing medical education	6,227	--	6,181	46	1,520	8,892	4,185
Office of learning resources--core courses support	3,614	--	3,450	164	2,117	1,497	--
Ophthalmology	8,609	791	7,816	2	6,658	1,996	45
Orthopaedics	5,394	567	4,626	201	5,090	1,273	969
Pathology	7,575	2,927	4,364	284	5,620	3,492	1,537
Pediatrics	19,550	3,978	15,064	508	12,085	8,124	659
Pharmacology	2,658	1,510	938	210	1,802	856	--
Psychiatry	13,544	3,441	9,907	196	10,456	4,368	1,280
Radiology	16,297	2,041	14,108	148	13,779	4,492	1,974
Reproductive medicine	9,631	1,358	8,232	41	8,919	2,487	1,775
Surgery	25,143	3,549	20,929	665	21,941	6,776	3,574
The SIO department--medical	51	51	--	--	37	14	--
Total	196,017	46,487	142,705	6,825	157,571	73,073	34,627

University of California, San Diego
2007-2008

(Dollars in Thousands)

CURRENT FUNDS EXPENDITURES BY DEPARTMENT
(UNAUDITED)

	Current Funds			Distribution			
	Total	Unrestricted		Restricted	Salaries and Wages	Other Expenditures	Recharges
		General	Designated				
RESEARCH							
Academic geriatric resource program	179	122	--	57	117	62	--
Anesthesiology	4,076	82	318	3,676	2,190	1,886	--
Bioengineering--medical	125	--	--	125	69	56	--
Cellular and molecular medicine	9,796	210	781	8,805	4,648	5,148	--
Committee on research	38	13	25	--	--	38	--
Dean's office	1,306	579	428	299	684	631	9
Emergency medical program	804	--	--	804	549	255	--
Family and preventive medicine	9,165	22	--	9,143	5,347	3,802	(16)
Medicine	65,553	827	386	64,340	32,539	33,083	69
Neurosciences	38,521	406	33	38,082	12,115	26,406	--
Organized research units							
Cancer center	36,176	502	1,304	34,370	17,029	19,149	2
Center academic research and training anthropogen	346	--	80	266	188	158	--
Glycobiology research and training center	498	--	--	498	279	219	--
Institute for research on aging	1,168	--	--	1,168	599	569	--
Institute of molecular medicine	315	--	(10)	325	91	224	--
Research in biological structures	9,299	208	1	9,090	4,548	4,751	--
White mountain research station	312	7	68	237	114	198	--
Ophthalmology	7,919	--	2	7,917	3,729	4,190	--
Orthopaedics	26	9	17	--	6	30	10
Pathology	7,788	62	84	7,642	3,545	4,243	--
Pediatrics	23,653	436	336	22,881	12,478	11,175	--
Pharmacology	19,749	26	805	18,918	7,372	12,377	--
Psychiatry	40,478	353	20	40,105	20,485	19,993	--
Radiology	8,312	128	43	8,141	4,850	3,462	--
Reproductive medicine	4,469	703	31	3,735	2,103	2,366	--
Surgery	6,513	1	370	6,142	3,641	2,882	10
Other support	74	74	--	--	--	74	--
Total	296,658	4,770	5,122	286,766	139,315	157,427	84
PUBLIC SERVICE							
Area health and education center	229	--	--	229	171	58	--
Cancer center	6	--	6	--	--	6	--
Medical education	744	237	243	264	415	330	1
Medicine	831	12	(11)	830	552	278	(1)
Pediatrics	564	448	--	116	339	225	--
Reproductive medicine	24	--	--	24	7	17	--
Total	2,398	697	238	1,463	1,484	914	--

University of California, San Diego
2007-2008

(Dollars in Thousands)

CURRENT FUNDS EXPENDITURES BY DEPARTMENT
(UNAUDITED)

	Current Funds			Distribution			
	Total	Unrestricted		Restricted	Salaries and Wages	Other Expenditures	Recharges
		General	Designated				
ACADEMIC SUPPORT							
Anesthesiology support services	323	--	323	--	291	138	106
Center for molecular genetics	25	15	10	--	12	13	--
Dean's office							
Admissions	371	--	370	1	220	151	--
General operating costs	17,092	6,941	10,080	71	5,403	11,689	--
Human subjects committee	463	41	422	--	312	151	--
International education	158	--	158	--	116	42	--
Outreach	20	--	21	(1)	16	4	--
Student affairs	285	--	8	277	127	158	--
Student performance	91	--	67	24	45	46	--
Support services	1,532	--	1,444	88	1,633	5,796	5,897
Laboratories and support services							
Cancer center	6,124	--	6,119	5	3,764	3,451	1,091
Cellular and molecular medicine	274	--	274	--	94	191	11
Center for research in biological structures	(67)	--	(67)	--	--	(17)	50
Clinical investigations institute	(14)	--	(14)	--	--	--	14
Clinical pharmacy services	(2)	--	(2)	--	7	(9)	--
Family and preventive medicine	1,614	--	1,614	--	2,227	1,373	1,986
Medicine	4,991	--	4,578	413	2,945	2,362	316
Hospitalist support services	49	--	49	--	45	4	--
Neurosciences	769	--	769	--	107	672	10
Ophthalmology	1,105	--	1,104	1	780	325	--
Orthopaedics	79	--	76	3	31	48	--
Pathology	881	--	881	--	503	385	7
Pediatrics	1,562	--	1,562	--	953	841	232
Psychiatry	1,686	--	1,602	84	830	854	(2)
Radiology	7	--	7	--	678	736	1,407
Reproductive medicine	5	--	5	--	37	24	56
Surgery	992	--	992	--	663	470	141
Managed care	2,826	--	2,826	--	1,409	1,499	82
Medical group operations	68,230	--	68,230	--	28,241	40,276	287
Office of learning resources	2,216	685	1,372	159	1,743	1,265	792
Psychiatry clinic	4,376	--	4,373	3	2,737	1,639	--
Vice chancellor health sciences planning	58	--	58	--	3,312	1,567	4,821
Total	118,121	7,682	109,311	1,128	59,281	76,144	17,304
Total School of Medicine	613,194	59,636	257,376	296,182	357,651	307,558	52,015
SKAGGS SCHOOL OF PHARMACY AND PHARMACEUTICAL SCIENCES							
INSTRUCTION	6,203	2,794	2,871	538	3,770	2,440	7
RESEARCH	6,241	22	7	6,212	3,018	3,228	5
ACADEMIC SUPPORT	229	--	228	1	40	189	--
Total Skaggs School of Pharmacy and Pharmaceutical Sciences	12,673	2,816	3,106	6,751	6,828	5,857	12

University of California, San Diego
2007-2008

(Dollars in Thousands)

CURRENT FUNDS EXPENDITURES BY DEPARTMENT
(UNAUDITED)

	Current Funds				Distribution		
	Total	Unrestricted		Restricted	Salaries and Wages	Other Expenditures	Recharges
		General	Designated				
CAMPUS-WIDE DEPARTMENTS							
INSTRUCTION							
Academic computing							
Advisor	590	590	--	--	--	590	--
Computing services	15	15	--	--	--	15	--
Instruction and research facility	3,898	3,168	9	721	2,184	1,715	1
Instructional use of computing advisor	205	58	--	147	2	203	--
Academic field studies	307	306	--	1	216	91	--
Anthropology	2,743	2,671	63	9	2,113	630	--
Area and ethnic studies and research	1,521	1,517	4	--	1,238	284	1
Biological sciences	21,664	19,627	1,843	194	14,319	7,345	--
California literature project	824	--	520	304	186	726	88
Center for research in educational equity, assessment, and teaching excellence	97	--	2	95	24	73	--
Chemistry and biochemistry	14,984	13,580	916	488	9,636	5,348	--
Cognitive science	2,994	2,966	27	1	2,433	560	(1)
Community medicine--general campus	4,093	3,957	107	29	3,231	864	2
Economics	9,066	8,752	285	29	7,631	1,445	10
Education studies	182	27	--	155	99	83	--
Ethnic studies	1,978	1,963	16	(1)	1,539	438	(1)
History	6,484	6,063	196	225	5,035	1,449	--
Human development program	644	533	110	1	374	270	--
Interdisciplinary sequence							
Contemporary issues	111	105	6	--	75	35	(1)
Cultural traditions	201	186	14	1	117	84	--
Earth sciences	2	(2)	4	--	2	--	--
Environmental systems	138	138	--	--	98	41	1
Geometry and physics	63	63	--	--	40	23	--
Humanities	850	814	36	--	740	110	--
Special studies	6	6	--	--	--	6	--
Urban and rural studies	517	480	33	4	423	94	--
International studies program	285	285	--	--	235	50	--
Language learning laboratory	164	161	--	3	113	51	--
Linguistics	2,186	2,208	(22)	--	1,627	559	--
Literature	7,978	7,725	215	38	6,568	1,410	--
Mathematics	10,903	10,497	356	50	9,055	1,848	--
Mathematics placement and testing	180	116	2	62	129	51	--
Music	5,869	5,724	127	18	4,614	1,255	--
Philosophy	3,407	3,287	73	47	2,748	659	--
Physics	12,529	11,882	497	150	9,723	2,806	--
Political science	8,058	7,734	297	27	6,602	1,460	4
Psychology	6,583	6,212	350	21	5,054	1,529	--
Social sciences computing	387	387	--	--	262	125	--
Sociology	5,432	5,312	113	7	3,803	1,629	--
Subject a program	3,479	3,081	398	--	2,304	1,175	--
Theatre and dance	6,744	5,745	827	172	5,034	1,710	--
Undergraduate language program	1,537	1,482	55	--	1,293	244	--
Visual arts	5,677	5,467	156	54	4,495	1,182	--
Writing program	4,728	4,583	129	16	4,008	720	--
Educational fee expense proration	--	(54,151)	54,151	--	--	--	--
Other general campus	36	--	36	--	29	8	1
Total	160,339	95,320	61,951	3,068	119,451	40,993	105

University of California, San Diego
2007-2008

(Dollars in Thousands)

CURRENT FUNDS EXPENDITURES BY DEPARTMENT
(UNAUDITED)

	Current Funds			Distribution			
	Total	Unrestricted		Restricted	Salaries and Wages	Other Expenditures	Recharges
		General	Designated				
RESEARCH							
African american studies							
research project	31	31	--	--	--	31	--
Anthropology	305	29	24	252	170	135	--
Biological sciences	23,781	479	1,035	22,267	12,089	11,696	4
California literature project	18	--	--	18	--	18	--
Chemistry and biochemistry	13,569	126	207	13,236	6,863	6,711	5
Cognitive science	1,744	98	31	1,615	863	881	--
Communication	93	50	25	18	26	67	--
Education studies	60	6	7	47	18	42	--
Ethnic studies	177	123	(11)	65	77	101	1
Economics	961	435	141	385	667	307	13
History	156	135	15	6	69	87	--
Interdisciplinary sequence							
Geometry and physics	64	--	--	64	56	8	--
Humanities	61	33	5	23	29	32	--
Linguistics	10	6	--	4	--	9	(1)
Literature	97	85	5	7	23	74	--
Mathematics	2,880	301	127	2,452	1,541	1,340	1
Music	86	42	6	38	19	67	--
Organized research units							
Centers							
Astrophysics and space science	4,421	482	347	3,592	2,725	1,697	1
Comparative immigration studies	374	157	31	186	204	171	1
Energy research	5,286	189	250	4,847	2,708	2,584	6
Human development	531	26	11	494	256	275	--
Human information processing	313	--	--	313	92	221	--
Iberian and latin american studies	107	--	--	107	49	57	(1)
Magnetic recording research	1,529	--	4	1,525	865	664	--
Molecular agriculture	17	17	--	--	11	5	(1)
Molecular genetics	35	18	17	--	26	9	--
Research in biological structure	2,479	84	178	2,217	1,417	1,079	17
Research in computing and the arts	407	106	9	292	236	171	--
Research in educational equity, assessment, and teaching excellence	348	--	--	348	249	99	--
Research in language	1,190	149	18	1,023	561	630	1
San diego supercomputer center	32,625	1,311	1,707	29,607	16,988	15,647	10
United states-mexican studies	509	141	43	325	245	264	--
Institutes							
Brain and mind	99	64	18	17	54	44	(1)
Global conflict and cooperation	2,441	206	337	1,898	942	1,499	--
International, comparative, and area studies	199	123	17	59	102	97	--
Neural computation	3,007	219	6	2,782	1,760	1,247	--
Nonlinear science	1,082	1	69	1,012	620	463	1
Pure and applied physical sciences	1,032	63	41	928	581	451	--
Whitaker institute of biomedical engineering	1,649	(8)	--	1,657	855	794	--
Comparative human cognition laboratory	206	166	10	30	124	82	--
Philosophy	94	12	39	43	84	10	--
Physics	12,476	183	347	11,946	5,007	7,469	--
Political science	657	129	65	463	471	186	--
Psychology	3,366	203	53	3,110	1,822	1,543	(1)
Social sciences	8	--	--	8	4	4	--
Sociology	100	49	18	33	40	60	--
Theatre and dance	107	36	29	42	32	74	(1)
Visual arts	179	31	46	102	47	132	--
Reclassification of ovedrawn expenditures of sponsored projects	(66)	--	4,266	(4,332)	6	(72)	--
Total	120,900	6,136	9,593	105,171	61,693	59,262	55

University of California, San Diego
2007-2008

(Dollars in Thousands)

CURRENT FUNDS EXPENDITURES BY DEPARTMENT
(UNAUDITED)

	Current Funds			Distribution			
	Total	Unrestricted		Restricted	Salaries and Wages	Other Expenditures	Recharges
		General	Designated				
PUBLIC SERVICE							
Biological sciences	5	--	5	--	5	5	5
Education studies	60	60	--	--	23	37	--
Mathematics	43	--	43	--	--	43	--
Organized research units							
Center research in educational education equity assessment, and teaching excellence	706	418	184	104	512	193	(1)
Institutes on global conflict and cooperation	4	--	--	4	3	1	--
San diego supercomputer center	18	--	--	18	13	5	--
Theatre and dance	(3)	(3)	--	--	--	(4)	(1)
Writing project	6	--	--	6	4	2	--
Total	839	475	232	132	560	282	3
ACADEMIC SUPPORT							
Academic computing							
Miscellaneous operations	113	--	113	--	77	1,353	1,317
Local area network	216	--	216	--	412	346	542
Modem pool	27	--	27	--	--	37	10
Word processing operations	145	--	145	--	--	180	35
Academic resource administration	2,993	2,156	837	--	9	2,983	(1)
Animal care program	1,739	547	1,192	--	5,365	6,875	10,501
Biological sciences support facilities	22	14	8	--	726	810	1,514
Campus research machine shop	607	--	607	--	689	749	831
Combustion energy research	(148)	--	(148)	--	239	125	512
Chemistry and biochemistry support facilities	(17)	--	(17)	--	364	351	732
Classroom management	1	1	--	--	--	1	--
Computer sciences and engineering support services	(47)	--	(47)	--	89	52	188
Deans' offices							
Arts and humanities	1,258	993	3	262	500	758	--
Biological sciences	1,087	996	26	65	755	332	--
Natural sciences	1,080	977	21	82	755	325	--
Social sciences	680	666	14	--	480	200	--
Instructional media program	538	533	5	--	339	208	9
Library photo service	168	--	167	1	56	118	6
Mandeville center operations	252	204	42	6	197	95	40
Mathematics placement and testing program	--	--	--	--	--	7	7
Mechanical and aerospace engineering	1	--	1	--	--	1	--
Music center studios	72	--	72	--	17	73	18
Organized research units							
Center for astrophysics and space sciences support services	(1)	--	(1)	--	46	45	92
Center for magnetic recording research	(3)	--	(3)	--	--	1	4
Center for molecular genetics	71	--	71	--	64	7	--
Institute for biomedical engineering	(37)	--	(37)	--	--	12	49
Institute for comparative immigration studies	34	34	--	--	34	1	1
Institute for pure and applied physics cims facility	22	--	22	--	6	16	--
Physics support facilities	(44)	--	(44)	--	172	509	725
Psychology	12	--	12	--	--	31	19
Sports facility office	65	65	--	--	47	19	1
San diego supercomputer center support	166	--	166	--	796	457	1,087
Educational fee expense proration	--	(6,669)	6,669	--	--	--	--
Total	11,072	517	10,139	416	12,234	17,077	18,239
Total Campus-Wide Departments	293,150	102,448	81,915	108,787	193,938	117,614	18,402

University of California, San Diego
2007-2008

(Dollars in Thousands)

CURRENT FUNDS EXPENDITURES BY DEPARTMENT
(UNAUDITED)

	Current Funds			Distribution			
	Total	Unrestricted		Restricted	Salaries and Wages	Other Expenditures	Recharges
		General	Designated				
PROVOSTS' OFFICES							
PUBLIC SERVICE							
Provost warren college	6	--	--	6	--	6	--
ACADEMIC SUPPORT							
Provost eleanor roosevelt college	991	964	3	24	647	343	(1)
Provost muir college	1,072	1,043	2	27	699	373	--
Provost revelle college	968	927	5	36	684	284	--
Provost sixth college	790	784	--	6	558	232	--
Provost thurgood marshall college	1,321	1,104	169	48	778	544	1
Provost warren college	1,692	1,663	5	24	1,128	564	--
Total	6,834	6,485	184	165	4,494	2,340	--
Total Provosts' Offices	6,840	6,485	184	171	4,494	2,346	--
SCRIPPS INSTITUTION OF OCEANOGRAPHY							
INSTRUCTION							
The SIO department	5,717	5,353	200	164	4,261	1,457	1
RESEARCH							
Institutes							
California space	71	--	--	71	47	25	1
Geophysics and planetary physics	17,682	2,536	236	14,910	8,329	9,357	4
Marine resources	3,685	--	131	3,554	656	3,030	1
Laboratories							
Marine physical laboratory	29,576	1,228	940	27,408	10,888	20,686	1,998
Biology research section	42	40	--	2	--	42	--
Fluids research section	28	22	--	6	12	16	--
Climate research division	11,744	2,262	473	9,009	5,065	6,679	--
Geosciences research division	8,195	2,345	185	5,665	4,433	3,761	(1)
Marine biology research division	5,577	1,732	155	3,690	2,584	3,069	76
Physical oceanography research							
Special research units							
Center for clouds, chemistry, and climate	70	--	--	70	--	70	--
Center for coastal studies	68	(1)	64	5	56	12	--
Center for marine biotechnology and biomedicine	2,996	502	62	2,432	1,832	1,163	(1)
Center for observation, modeling, and prediction	7	--	--	7	3	4	--
Committee on research	130	67	63	--	--	131	1
Integrative oceanography division	10,754	2,246	273	8,235	4,817	5,936	(1)
Shipboard technical support	900	--	--	900	67	832	(1)
The SIO department	146	22	33	91	44	102	--
Use of ships	20,123	171	2,017	17,935	138	19,985	--
Total	111,794	13,172	4,632	93,990	38,971	74,900	2,077
PUBLIC SERVICE							
Birch aquarium--museum	14	--	--	14	10	4	--
Geophysics and planetary physics	16	--	--	16	16	--	--
Scripps oceanographic society	199	--	--	199	--	199	--
Total	229	--	--	229	26	203	--

University of California, San Diego
2007-2008

(Dollars in Thousands)

CURRENT FUNDS EXPENDITURES BY DEPARTMENT
(UNAUDITED)

	Current Funds			Distribution			
	Total	Unrestricted		Restricted	Salaries and Wages	Other Expenditures	Recharges
		General	Designated				
ACADEMIC SUPPORT							
Director's office	9,309	4,562	1,306	3,441	6,309	8,780	5,780
Birch aquarium--museum	5,392	45	3,590	1,757	2,680	2,827	115
Institutes							
Geophysics and planetary physics							
Computing ring	37	--	37	--	223	108	294
Data system	22	--	22	--	47	65	90
Orbit center	366	--	366	--	70	296	--
Support services	1,789	--	1,789	--	465	1,369	45
Laboratories							
Machine shop	983	--	983	--	837	1,961	1,815
Marine facilities							
Ships operations	2,197	--	1,602	595	5,961	14,332	18,096
Marine facility shop	7	--	7	--	233	298	524
Marine sciences development and outfitting shop	1,843	--	1,843	--	1,112	1,995	1,264
Research divisions							
Geological research							
Support services	39	--	39	--	6	35	2
Sio director-special events	189	131	--	58	106	83	--
Special research units							
Center for coastal studies	39	--	39	--	105	71	137
Center for marine biotechnology and biomedicine	1	--	1	--	1	--	--
Integrative oceanography	5	--	5	--	3	2	--
Marine biology research							
Support services	12	--	12	--	4	13	5
Instrument development group	159	--	159	--	739	2,690	3,270
Physical oceanography research division support services	33	--	33	--	117	63	147
Total	22,422	4,738	11,833	5,851	19,018	34,988	31,584
Total Scripps Institution of Oceanography	140,162	23,263	16,665	100,234	62,276	111,548	33,662

University of California, San Diego
2007-2008

(Dollars in Thousands)

CURRENT FUNDS EXPENDITURES BY DEPARTMENT
(UNAUDITED)

	Current Funds			Distribution			
	Total	Unrestricted		Restricted	Salaries and Wages	Other Expenditures	Recharges
		General	Designated				
CAMPUSWIDE PROGRAMS							
INSTRUCTION							
Social sciences--instruct funds	3	3	--	--	--	3	--
Office of graduate studies and research	(3)	--	--	(3)	--	(2)	1
Teaching assistant insurance	1,706	--	1,706	--	--	1,706	--
The preuss school	1	--	--	1	1	--	--
Tuition remission program	4,763	4,760	--	3	--	4,763	--
Other	7,274	(442)	7,716	--	--	7,274	--
Compensated absences accrual	2,496	972	1,585	(61)	2,385	111	--
Total	16,240	5,293	11,007	(60)	2,386	13,855	1
RESEARCH							
Biological sciences	9	9	--	--	4	5	--
Graduate mentorship and dissertation	50	--	50	--	--	50	--
Tuition remission program	507	--	507	--	--	507	--
Credits for disallowance	15	--	15	--	--	15	--
Other	(6,889)	198	(6,878)	(209)	184	(7,073)	--
Compensated absences accrual	1,631	211	348	1,072	1,293	337	(1)
Total	(4,677)	418	(5,958)	863	1,481	(6,159)	(1)
PUBLIC SERVICE							
Community college transfer	590	589	--	1	435	156	1
Early outreach programs	1,500	851	128	521	924	575	(1)
Sponsored education program-- medical center	17	--	17	--	--	24	7
Office of graduate studies and research	62	62	--	--	2	60	--
Television channel 35	568	20	453	95	439	764	635
The preuss school	6,967	1,002	5	5,960	3,699	3,268	--
University events	1,879	23	1,850	6	510	1,525	156
Work study program contracting agencies	228	--	57	171	227	1	--
Other	400	60	342	(2)	--	400	--
Compensated absences accrual	65	22	28	15	63	2	--
Total	12,276	2,629	2,880	6,767	6,299	6,775	798
ACADEMIC SUPPORT							
Academic business office conference	6	1	5	--	--	7	1
Graduate admissions information system	468	187	281	--	279	189	--
Innovative instructional project	66	55	9	2	38	28	--
Library	35,429	30,087	3,426	1,916	16,121	19,458	150
Media services	660	655	5	--	381	289	10
Office of academic support and information services	1,843	1,541	7	295	1,161	682	--
Office of graduate studies and research	2,011	1,674	38	299	1,251	760	--
Office of international education	218	217	--	1	123	95	--
Playback center	199	199	--	--	118	81	--
Teaching assistant training program	313	311	--	2	221	93	1
Other	3,361	20	3,341	--	604	2,757	--
Compensated absences accrual	1,463	246	1,227	(10)	1,391	72	--
Total	46,037	35,193	8,339	2,505	21,688	24,511	162
Total Other	69,876	43,533	16,268	10,075	31,854	38,982	960

University of California, San Diego
2007-2008

(Dollars in Thousands)

CURRENT FUNDS EXPENDITURES BY DEPARTMENT
(UNAUDITED)

	Current Funds			Distribution			
	Total	Unrestricted		Restricted	Salaries and Wages	Other Expenditures	Recharges
		General	Designated				
<u>SUMMER SESSION</u>							
INSTRUCTION	580	--	580	--	254	326	--
<u>EXTENDED STUDIES AND PUBLIC PROGRAMS</u>							
INSTRUCTION							
Continuing education							
General programs	8,600	--	8,588	12	4,329	5,027	756
Professional programs	14,943	130	12,823	1,990	7,406	8,867	1,330
Other	5,770	--	5,730	40	2,536	3,614	380
Total Extended Studies and Public Programs	29,313	130	27,141	2,042	14,271	17,508	2,466
UCSD MEDICAL CENTER	662,389	8,344	653,588	457	278,844	412,673	29,128
<u>STUDENT SERVICES</u>							
ADMINISTRATION							
Assistant vice chancellors							
academic services	3,729	976	232	2,521	1,539	2,196	6
Student affairs special services	239	--	238	1	151	88	--
Advisory committee	29	--	29	--	23	6	--
Dean of student affairs	2,161	4	2,150	7	1,394	767	--
Student affairs special services	510	63	447	--	69	440	(1)
Total Administration	6,668	1,043	3,096	2,529	3,176	3,497	5
SOCIAL AND CULTURAL ACTIVITIES							
Cultural activities	523	--	523	--	51	475	3
Housing services	130	5	121	4	116	74	60
Other social services							
Associated students--government	1,620	3	1,597	20	383	1,259	22
Resident hall advisors	54	--	36	18	1,241	2,860	4,047
Student activities and programs	897	6	891	--	530	373	6
Student center	3,743	33	3,660	50	1,992	2,313	562
Student organizations	2,563	16	2,531	16	1,028	1,688	153
Total	8,877	58	8,715	104	5,174	8,493	4,790
Public ceremonies							
Graduation	176	--	176	--	--	176	--
Recreational programs							
Athletic recreation business office	5	--	5	--	--	5	--
Intercollegiate athletics	8,001	--	7,540	461	3,510	4,607	116
Recreational athletic program	4,741	--	4,709	32	3,076	1,778	113
Sports facilities	1,703	--	1,698	5	619	1,235	151
Total	14,450	--	13,952	498	7,205	7,625	380
Total Social and Cultural Activities	24,156	63	23,487	606	12,546	16,843	5,233

University of California, San Diego
2007-2008

(Dollars in Thousands)

CURRENT FUNDS EXPENDITURES BY DEPARTMENT
(UNAUDITED)

	Current Funds			Distribution			
	Total	Unrestricted		Restricted	Salaries and Wages	Other Expenditures	Recharges
		General	Designated				
COUNSELING AND CAREER GUIDANCE							
Counseling							
Counseling services	2,902	368	2,268	266	1,828	1,079	5
Early outreach programs	1,452	17	133	1,302	823	629	--
Orientation program	730	--	730	--	95	636	1
Special services	642	354	243	45	469	173	--
Student affirmative action	165	--	164	1	110	55	--
Total	5,891	739	3,538	1,614	3,325	2,572	6
Disadvantaged student assistance							
Office for students with disabilities	653	655	(3)	1	371	281	(1)
Foreign student programs							
International studies	1,208	52	1,153	3	860	385	37
Placement							
Career planning and placement center	2,136	3	2,050	83	1,159	979	2
Total Counseling and Career Guidance	9,888	1,449	6,738	1,701	5,715	4,217	44
FINANCIAL AID ADMINISTRATION							
Graduate student programs	489	--	489	--	331	157	(1)
Student financial services	3,015	2,631	380	4	1,873	1,142	--
Total Financial Aid Administration	3,504	2,631	869	4	2,204	1,299	(1)
STUDENT ADMISSIONS AND RECORDS							
Admissions office	3,225	3,218	--	7	1,717	1,508	--
Registrar's office	2,759	2,298	448	13	1,518	1,243	2
Total Student Admissions and Records	5,984	5,516	448	20	3,235	2,751	2
STUDENT HEALTH SERVICES	7,406	--	7,378	28	3,518	3,913	25
CONTRACTS AND GRANTS ADMINISTRATION	(275)	29	(304)	--	--	(275)	--
COMPENSATED ABSENCES ACCRUAL	167	--	161	6	285	(118)	--
EDUCATIONAL FEE EXPENSE PRORATION	--	(10,666)	10,666	--	--	--	--
Total Student Services	57,498	65	52,539	4,894	30,679	32,127	5,308

(Dollars in Thousands)

CURRENT FUNDS EXPENDITURES BY DEPARTMENT
(UNAUDITED)

	Current Funds			Distribution			
	Total	Unrestricted		Restricted	Salaries and Wages	Other Expenditures	Recharges
		General	Designated				
INSTITUTIONAL SUPPORT							
EXECUTIVE MANAGEMENT							
Chancellor and vice chancellors							
Chancellor's office	2,694	2,484	201	9	1,776	918	--
Chancellor research	1,662	1,361	301	--	1,185	481	4
Academic affairs	6,872	6,486	371	15	4,650	2,245	23
Business affairs	1,655	1,502	153	--	782	873	--
Development and university relations	4,778	6	4,018	754	2,897	2,179	298
Resource management and planning	795	604	191	--	559	235	(1)
Undergraduate affairs	1,424	1,377	47	--	982	442	--
Total	19,880	13,820	5,282	778	12,831	7,373	324
Academic senate	899	844	50	5	635	264	--
Office of the campus counsel	511	510	1	--	356	155	--
Planning and budgeting							
Resource management	12,314	1,697	10,617	--	1,399	10,915	--
Planning office	2,810	2,395	415	--	1,761	1,048	(1)
Total	15,124	4,092	11,032	--	3,160	11,963	(1)
Total Executive Management	36,414	19,266	16,365	783	16,982	19,755	323
FISCAL OPERATIONS							
Bad debts and collections	19	--	19	--	--	19	--
Business and financial services	13,855	6,053	7,778	24	8,588	7,553	2,286
Cashiers office	549	470	79	--	345	204	--
Total	14,404	6,523	7,857	24	8,933	7,757	2,286
Office of contract and grant administration	2,927	--	2,927	--	2,093	834	--
Audit and management advisory services	1,618	1,527	91	--	1,508	697	587
Total Fiscal Operations	18,968	8,050	10,894	24	12,534	9,307	2,873
GENERAL ADMINISTRATIVE SERVICES							
Environmental health and safety							
Health and safety	6,394	536	5,851	7	4,327	3,077	1,010
Lifeguard service	86	--	86	--	--	86	--
Total	6,480	536	5,937	7	4,327	3,163	1,010
Information systems							
Administrative computing	15,096	9,049	6,047	--	7,505	7,950	359
Personnel							
Affirmative action programs	570	519	51	--	331	239	--
Employee assistance program	381	--	381	--	269	112	--
Human resources	6,457	3,958	2,495	4	10,543	4,741	8,827
Total	7,408	4,477	2,927	4	11,143	5,092	8,827

University of California, San Diego
2007-2008

(Dollars in Thousands)

CURRENT FUNDS EXPENDITURES BY DEPARTMENT
(UNAUDITED)

	Current Funds				Distribution		
	Total	Unrestricted		Restricted	Salaries and Wages	Other Expenditures	Recharges
		General	Designated				
Other							
Administrative records	560	451	109	--	285	275	--
Association memberships	316	316	--	--	--	316	--
Campus sculpture collection	511	201	163	147	146	365	--
Campus-wide employee support program	(2,489)	--	(2,489)	--	--	--	2,489
Campus-wide program expenses	(1,954)	957	(2,911)	--	--	(1,954)	--
Clinical science building	471	--	471	--	--	471	--
Debt service insurance premium	139	--	--	139	--	139	--
Deep sea drilling project building lease	1	--	1	--	--	1	--
Estancia la jolla hotel and spa	9	--	9	--	--	9	--
Foreign scholars program	588	570	16	2	508	205	125
President emeritus	58	--	58	--	33	25	--
Real estate development	(58)	577	(636)	1	909	(967)	--
Retirement restoration plan 415	530	--	530	--	--	530	--
Science research park ground lease	181	--	181	--	--	195	14
Staff association programs	59	--	54	5	--	59	--
Staff recognition awards	17	17	--	--	16	1	--
Interest refunds to agencies	(314)	--	(314)	--	--	(314)	--
Student corps services	(2)	--	(2)	--	82	63	147
Technology transfer and intellectual property services	2,413	927	1,486	--	1,930	483	--
Torrey pines center south	918	1,289	(371)	--	--	1,282	364
Other support	1,166	--	1,166	--	--	1,166	--
Total	3,120	5,305	(2,479)	294	3,909	2,350	3,139
Total General Administrative Services	32,104	19,367	12,432	305	26,884	18,555	13,335

University of California, San Diego
2007-2008

(Dollars in Thousands)

CURRENT FUNDS EXPENDITURES BY DEPARTMENT
(UNAUDITED)

	Current Funds			Distribution			
	Total	Unrestricted		Restricted	Salaries and Wages	Other Expenditures	Recharges
		General	Designated				
LOGISTICAL SERVICES							
Construction management	(36)	--	(36)	--	4,063	9,081	13,180
Media center	(382)	--	(382)	--	398	521	1,301
Imprints	(134)	120	(261)	7	1,219	2,950	4,303
Garage and transportation							
Campus shuttle	--	--	--	--	--	51	51
Intercampus bus service	68	68	--	--	32	36	--
Parking citation collection	932	--	932	--	--	932	--
Transportation services-central garage	(473)	--	(474)	1	698	3,545	4,716
Total	527	68	458	1	730	4,564	4,767
Mail and messenger services	212	152	58	2	588	1,882	2,258
Material management							
Chemistry storehouse	(38)	--	(38)	--	79	430	547
BFS--sale of surplus property	271	70	201	--	167	171	67
BFS--purchasing	1,742	1,234	508	--	1,658	731	647
BFS--receiving	944	841	103	--	700	364	120
BFS--storehouse self-storage facility	6	--	6	--	34	164	192
BFS--storehouse	468	--	468	--	901	10,035	10,468
Total	3,393	2,145	1,248	--	3,539	11,895	12,041
Police							
Escort and crime prevention program	329	173	147	9	396	79	146
Police	4,696	2,555	2,120	21	4,008	2,493	1,805
Total	5,025	2,728	2,267	30	4,404	2,572	1,951
Telecommunications services	2,683	468	2,213	2	5,811	17,367	20,495
Total Logistical Services	11,670	5,681	5,947	42	20,354	50,311	58,995
COMMUNITY RELATIONS							
Development							
Alumni affairs office	1,393	108	1,119	166	530	1,173	310
Fund raising activities							
Cancer center	(253)	--	--	(253)	--	(251)	2
Social sciences	20	18	(1)	3	13	10	3
Development office	11,818	--	9,173	2,645	6,835	11,948	6,965
Development office-- school of medicine	579	--	579	--	379	201	1
Development office-- school of pharmacy	8	--	8	--	--	8	--
Total	13,565	126	10,878	2,561	7,757	13,089	7,281
University communications	2,686	1,585	1,101	--	1,710	976	--
Publications office	312	279	33	--	348	549	585
Total Community Relations	16,563	1,990	12,012	2,561	9,815	14,614	7,866

University of California, San Diego
2007-2008

(Dollars in Thousands)

CURRENT FUNDS EXPENDITURES BY DEPARTMENT
(UNAUDITED)

	Current Funds			Distribution			
	Total	Unrestricted		Restricted	Salaries and Wages	Other Expenditures	Recharges
		General	Designated				
EDUCATIONAL FEE EXPENSE PRORATION	--	(10,790)	10,790	--	--	--	--
CONTRACTS AND GRANTS ADMINISTRATION	(1,086)	(164)	(922)	--	482	(1,568)	--
COMPENSATED ABSENCES ACCRUAL	(699)	(833)	157	(23)	795	(1,494)	--
Total Institutional Support	113,552	42,567	67,293	3,692	88,244	110,001	84,693
<u>OPERATION AND MAINTENANCE OF PLANT</u>							
Administration	5,122	3,205	1,916	1	2,878	5,957	3,713
Building maintenance	13,200	13,118	82	--	2,785	11,337	922
Chancellor's house maintenance	103	--	103	--	--	103	--
Deferred maintenance projects	1,373	--	1,373	--	--	1,373	--
EHS hazardous waste disposal	1,154	483	664	7	695	1,492	1,033
Grounds maintenance	2,970	2,961	4	5	2,387	2,676	2,093
Janitorial service	8,925	8,877	48	--	4,837	6,397	2,309
Plant service	(165)	--	(165)	--	4,375	29,248	33,788
Purchased utilities	24,830	26,924	(2,094)	--	1,262	53,832	30,264
Refuse disposal	412	415	(13)	10	55	370	13
Utilities	6,141	100	6,041	--	--	6,141	--
Educational fee expense proration	--	(10,942)	10,942	--	--	--	--
Contracts and grants administration	(39)	(38)	(1)	--	--	(39)	--
Compensated absences accrual	315	196	119	--	300	15	--
Total Operation and Maintenance of Plant	64,341	45,299	19,019	23	19,574	118,902	74,135
<u>STUDENT FINANCIAL AID</u>							
Student financial aid	130,822	8,607	53,974	68,241	1,232	129,668	78
Scholarship allowance	(75,714)	--	(75,714)	--	--	(75,714)	--
Total Student Financial Aid	55,108	8,607	(21,740)	68,241	1,232	53,954	78

University of California, San Diego
2007-2008

(Dollars in Thousands)

CURRENT FUNDS EXPENDITURES BY DEPARTMENT
(UNAUDITED)

	Current Funds			Distribution			
	Total	Unrestricted		Restricted	Salaries and Wages	Other Expenditures	Recharges
		General	Designated				
AUXILIARY ENTERPRISES							
RESIDENCE AND DINING HALLS							
Administration	(6,164)	--	(6,165)	1	9,382	8,139	23,685
Club med snack bar	1,073	--	1,059	14	368	714	9
Coast apartments	746	--	746	--	146	601	1
Eleanor roosevelt residence hall	2,121	--	2,121	--	--	2,333	212
Faculty apartments	507	--	507	--	--	507	--
La jolla del sol apartments	2,601	--	2,601	--	434	2,168	1
Marshall college apartments --unit I	1,194	--	1,194	--	97	1,503	406
Marshall college apartments --unit II	1,516	--	1,516	--	--	1,680	164
Marshall college residence hall--unit III	7,194	--	7,145	49	1,317	6,019	142
Matthews apartments	3,356	--	3,325	31	527	2,895	66
Mesa apartments--unit I	770	--	770	--	--	770	--
Mesa apartments--unit II	976	--	976	--	--	976	--
Mesa apartments--unit III	1,359	--	1,359	--	--	1,359	--
Muir residence hall--unit I	11,320	--	11,278	42	1,418	11,150	1,248
Muir residence hall--unit II	2,345	--	2,345	--	--	2,416	71
One miramar administration and clerical	1,050	--	1,050	--	237	813	--
Pepper canyon apartments	2,072	--	2,072	--	--	2,505	433
Revelle residence hall--unit I	7,291	--	7,223	68	1,385	6,476	570
Revelle residence hall--unit II	1,938	--	1,938	--	--	2,182	244
Roosevelt international house apartments	2,776	--	2,776	--	--	3,157	381
Roosevelt residence hall	5,584	--	5,576	8	1,106	5,044	566
Scripps lunch room	28	--	28	--	7	21	--
South mesa apartments	1,202	--	1,202	--	--	1,202	--
Warren college apartments	3,257	--	3,257	--	--	3,501	244
Warren college residence hall	6,323	--	6,289	34	1,210	5,482	369
Warren graduate student apartments	895	--	895	--	40	855	--
Total	63,330	--	63,083	247	17,674	74,468	28,812
OTHER							
Auxiliary enterprises manager	18	--	18	--	572	512	1,066
Bike shop	225	--	225	--	64	169	8
Birch aquarium museum and bookshop	1,019	--	1,018	1	218	812	11
Bookstore	28,541	--	28,501	40	4,861	35,340	11,660
Day care center	2,780	--	2,615	165	1,481	1,476	177
Grove cafe	314	--	313	1	129	196	11
Muir college sundry shop	200	--	198	2	46	158	4
Parking operations	8,226	--	8,180	46	4,974	13,547	10,295
Price center operations							
Catering and food services	774	--	757	17	1,333	2,348	2,907
Game room	26	--	22	4	20	6	--
Mail services	103	--	101	2	289	178	364
Vanpool program	2,449	--	2,449	--	182	4,363	2,096
Vending machine operations	48	--	48	--	--	48	--
Contracts and grants administration	(497)	--	(497)	--	--	(497)	--
Compensated absences accrual	420	--	420	--	401	19	--
Total	44,646	--	44,368	278	14,570	58,675	28,599
Total Auxiliary Enterprises	107,976	--	107,451	525	32,244	133,143	57,411
ELIMINATED CAPITAL EXPENDITURES							
	(66,938)	(16,747)	(12,679)	(37,512)	(5,408)	(61,530)	--
Total Current Funds Expenditures	\$ 2,294,987	\$ 390,761	\$ 1,281,031	\$ 623,195	\$ 1,195,680	\$ 1,463,931	\$ 364,624

**CURRENT FUNDS EXPENDITURES
BY DEPARTMENT – FINANCIAL AID**

University of California, San Diego
2007-2008

(Dollars in Thousands)

Current funds Expenditures By Department-Financial Aid
(UNAUDITED)

	Current Funds				Distribution		
	Total	Unrestricted		Restricted	Salaries and Wages	Other Expenditures	Recharges
		General	Designated				
STUDENT FINANCIAL AID							
GRADUATE SCHOOL OF INTERNATIONAL RELATIONS AND PACIFIC STUDIES	\$ 690	\$ --	\$ 548	\$ 142	\$ --	\$ 690	\$ --
JACOBS SCHOOL OF ENGINEERING							
Mechanical and aerospace engineering	381	12	88	281	--	381	--
Bioengineering	1,601	211	1	1,389	9	1,592	--
California institute--telecommunications and information technology	143	--	--	143	--	143	--
Computer science and engineering	439	17	--	422	6	433	--
Electrical and computer engineering	177	10	26	141	--	177	--
Structural systems project	449	17	97	335	--	448	--
Total	3,190	267	212	2,711	15	3,174	--
RADY SCHOOL OF MANAGEMENT	1,304	--	1,149	155	--	1,304	--
SCHOOL OF MEDICINE							
Dean's office	6,866	--	2,799	4,067	161	6,705	--
Anesthesiology	123	--	62	61	48	75	--
Chemistry--medical	9	--	--	9	--	9	--
Cellular and molecular medicine	627	10	--	617	147	480	--
Family and preventive medicine	399	4	--	395	--	399	--
Medicine	3,177	--	--	3,177	122	3,055	--
Neurosciences	623	--	49	574	51	572	--
Organized research units							
Cancer center	401	--	--	401	48	353	--
Institute for research on aging	(97)	--	--	(97)	--	(97)	--
Ophthalmology	2	--	2	--	--	2	--
Pathology	900	--	87	813	15	885	--
Pediatrics	324	--	13	311	31	293	--
Pharmacology	1,066	--	2	1,064	--	1,066	--
Psychiatry	725	--	8	717	11	714	--
Radiology	112	--	--	112	9	103	--
Reproductive medicine	144	--	4	140	--	144	--
Surgery	522	--	358	164	375	147	--
Total	15,923	14	3,384	12,525	1,018	14,905	--
SCHOOL OF PHARMACY AND PHARMACEUTICAL SCIENCES	1,561	10	15	1,536	--	1,561	--
CAMPUS-WIDE DEPARTMENTS							
Biological sciences	2,968	179	--	2,789	--	2,968	--
Chemistry and biochemistry	1,604	42	--	1,562	70	1,534	--
Communication	25	18	--	7	--	25	--
Physical sciences	2	--	--	2	--	2	--
International studies	2	2	--	--	--	2	--
Economics	64	47	16	1	--	64	--
Ethnic studies	24	24	--	--	14	10	--
History	224	97	13	114	--	224	--
Mathematics	100	--	--	100	--	100	--
Music	163	1	3	159	6	157	--
Organized research units							
Centers							
Comparative immigration studies	66	66	--	--	21	45	--
Iberian-latin american studies	176	26	--	150	--	176	--
Magnetic recording	58	--	--	58	--	58	--
Music experiment	13	--	--	13	--	13	--
Research in language	285	--	--	285	--	285	--
Super Computer	5	--	5	--	2	3	--
United states-mexican studies	190	147	--	43	88	102	--

University of California, San Diego
2007-2008

(Dollars in Thousands)

Current funds Expenditures By Department-Financial Aid
(UNAUDITED)

	Current Funds			Distribution			
	Total	Unrestricted		Restricted	Salaries and Wages	Other Expenditures	Recharges
		General	Designated				
Institutes							
Biomedical engineering	33	34	--	(1)	--	33	--
Global conflict and cooperation	275	--	--	275	--	275	--
Neural computation	305	--	--	305	--	305	--
Cognitive science	541	--	--	541	--	541	--
Education studies	242	18	--	224	--	242	--
Molecular medicine	210	--	--	210	(18)	228	--
Philosophy	32	4	--	28	--	32	--
Physical science	2	--	--	2	--	2	--
Physics	120	--	--	120	16	104	--
Political science	25	--	16	9	--	25	--
Psychology	178	90	--	88	--	178	--
Social sciences	16	--	--	16	--	16	--
Sociology	120	95	--	25	--	120	--
Theatre and dance	125	23	(1)	103	--	125	--
Visual arts	20	6	(5)	19	--	20	--
Total	8,213	919	47	7,247	199	8,014	--
SCRIPPS INSTITUTION OF OCEANOGRAPHY							
Marine resources	211	--	--	211	--	211	--
Research divisions							
Marine biology research division	562	--	--	562	--	562	--
Marine research division	129	--	--	129	--	129	--
Sea stipend	91	--	--	91	--	91	--
The SIO department	577	23	--	554	--	577	--
Integrated oceanographic division	36	--	--	36	--	36	--
Total	1,606	23	--	1,583	--	1,606	--
OTHER							
Eleanor roosevelt college	27	--	--	27	--	27	--
Extension stipend	--	--	--	--	--	78	(78)
Warren college	6	--	--	6	--	6	--
Office of graduate studies and research	21,729	7,783	8,593	5,353	--	21,729	--
Student financial services	76,561	(409)	40,014	36,956	--	76,561	--
Summer session	12	--	12	--	--	12	--
Total	98,335	7,374	48,619	42,342	--	98,413	(78)
Subtotal Student Financial Aid	130,822	8,607	53,974	68,241	1,232	129,668	(78)
Less: scholarship allowance	(75,714)	--	(75,714)	--	--	(75,714)	--
Total Student Financial Aid	55,108	\$ 8,607	\$ (21,740)	\$ 68,241	\$ 1,232	\$ 53,954	\$ (78)

**CURRENT FUNDS EXPENDITURES
BY FUND SOURCE**

University of California, San Diego
2007-2008

(Dollars in Thousands)

Current Funds Expenditures By Fund Source
(UNAUDITED)

	Current Funds			Distribution		
	Total	Unrestricted	Restricted	Salaries and Wages	Other Expenditures	Recharges
<u>GENERAL FUNDS</u>						
Instruction	\$ 202,177	\$ 202,177	\$ --	\$ 193,055	\$ 9,128	\$ 6
Research	34,111	34,111	--	21,970	12,153	12
Public service	3,810	3,810	--	2,313	1,497	--
Academic support	46,621	46,621	--	30,177	17,905	1,461
Medical center	8,344	8,344	--	--	8,344	--
Student services	--	--	--	6,541	(6,510)	31
Institutional support	41,912	41,912	--	36,511	7,718	2,317
Operation and maintenance of plant	45,179	45,179	--	12,312	68,472	35,605
Student financial aid	8,607	8,607	--	122	8,485	--
Total General Funds	390,761	390,761	--	303,001	127,192	39,432
<u>TUITION AND FEES</u>						
Instruction	106,612	106,612	--	24,992	88,315	6,695
Research	686	686	--	70	620	4
Public service	897	897	--	599	666	368
Academic support	8,124	8,124	--	1,771	6,353	--
Student services	41,021	41,021	--	16,855	24,168	2
Institutional support	11,529	11,529	--	165	11,364	--
Operation and maintenance of plant	11,255	11,255	--	--	11,255	--
Student financial aid	(10,068)	(10,068)	--	--	(9,989)	79
Auxiliary enterprises	130	130	--	--	130	--
Total Tuition and Fees	170,186	170,186	--	44,452	132,882	7,148

University of California, San Diego
2007-2008

(Dollars in Thousands)

Current Funds Expenditures By Fund Source
(UNAUDITED)

	Current Funds			Distribution		
	Total	Unrestricted	Restricted	Salaries and Wages	Other Expenditures	Recharges
FEDERAL GOVERNMENT						
Grants						
Instruction	4,843	--	4,843	1,786	3,057	--
Research	325,637	--	325,637	153,694	171,946	3
Public service	1,659	--	1,659	1,129	530	--
Academic support	3,178	--	3,178	553	2,625	--
Medical centers	99	--	99	--	99	--
Student services	2,080	--	2,080	651	1,429	--
Institutional support	89	--	89	89	--	--
Operation and maintenance of plant	8	--	8	8	--	--
Student financial aid	48,765	--	48,765	275	48,490	--
Auxiliary enterprises	524	--	524	365	159	--
Total	386,882	--	386,882	158,550	228,335	3
Contracts						
Instruction	48	--	48	36	11	(1)
Research	14,958	--	14,958	7,517	7,441	--
Academic support	(19)	--	(19)	(15)	(4)	--
Student financial aid	460	--	460	--	460	--
Total	15,447	--	15,447	7,538	7,908	(1)
Total Federal Government	402,329	--	402,329	166,088	236,243	2

University of California, San Diego
2007-2008

(Dollars in Thousands)

Current Funds Expenditures By Fund Source
(UNAUDITED)

	Current Funds			Distribution		
	Total	Unrestricted	Restricted	Salaries and Wages	Other Expenditures	Recharges
<u>SPECIAL STATE APPROPRIATIONS AND CONTRACTS</u>						
Instruction	2,862	--	2,862	911	1,951	--
Research	20,562	--	20,562	9,153	11,394	(15)
Public service	106	--	106	93	91	78
Academic support	768	--	768	278	489	(1)
Student services	953	--	953	668	285	--
Institutional support	159	--	159	--	159	--
Student financial aid	7,492	--	7,492	169	7,323	--
Total Special State Appropriations and Contracts	32,902	--	32,902	11,272	21,692	62
<u>LOCAL GOVERNMENT</u>						
Instruction	1	--	1	1	--	--
Research	6,213	--	6,213	3,710	2,503	--
Public service	5,435	--	5,435	3,181	2,254	--
Academic support	5	--	5	4	1	--
Student services	43	--	43	32	11	--
Total Local Government	11,697	--	11,697	6,928	4,769	--
<u>PRIVATE GIFTS, GRANTS AND CONTRACTS</u>						
Instruction	9,314	17	9,297	4,276	5,039	1
Research	148,355	--	148,355	75,011	73,369	25
Public service	2,153	--	2,153	822	1,331	--
Academic support	4,604	10	4,594	849	3,756	1
Medical center	336	7	329	63	273	--
Student services	1,704	--	1,704	396	1,308	--
Institutional support	4,188	740	3,448	3,282	3,785	2,879
Operation and maintenance of plant	15	--	15	--	15	--
Student financial aid	9,631	--	9,631	320	9,310	(1)
Auxiliary enterprises	1	--	1	--	1	--
Total Private Gifts, Grants and Contracts	180,301	774	179,527	85,019	98,187	2,905

University of California, San Diego
2007-2008

(Dollars in Thousands)

Current Funds Expenditures By Fund Source
(UNAUDITED)

	Current Funds			Distribution		
	Total	Unrestricted	Restricted	Salaries and Wages	Other Expenditures	Recharges
<u>ENDOWMENT AND SIMILAR FUNDS</u>						
Instruction	11,482	11,394	88	5,074	6,496	88
Research	6,788	5,904	884	2,245	4,554	11
Public service	376	376	--	272	136	32
Academic support	8,041	7,743	298	1,234	6,807	--
Student services	141	56	85	11	130	--
Institutional support	22,839	22,840	(1)	9,114	14,316	591
Operation and maintenance of plant	3,395	3,395	--	116	3,279	--
Student financial aid	2,942	1,050	1,892	--	2,942	--
Auxiliary enterprises	447	447	--	2	445	--
Total Endowment and Similar Funds	56,451	53,205	3,246	18,068	39,105	722
<u>SALES AND SERVICES OF EDUCATIONAL ACTIVITIES</u>						
Instruction	124,076	124,076	--	114,112	40,319	30,355
Research	629	629	--	464	166	1
Public service	1,415	1,415	--	312	1,251	148
Academic support	108,616	108,616	--	72,248	90,367	53,999
Student services	2,927	2,927	--	1,735	1,354	162
Institutional support	606	606	--	20	586	--
Student financial aid	529	529	--	344	185	--
Total Sales and Services of Educational Activities	238,798	238,798	--	189,235	134,228	84,665
<u>SALES AND SERVICES OF AUXILIARY ENTERPRISES</u>						
Student services	731	731	--	259	485	13
Student financial aid	(13,368)	(13,368)	--	--	(13,368)	--
Auxiliary enterprises	105,412	105,412	--	29,725	127,657	51,970
Total Sales and Services of Auxiliary Enterprises	92,775	92,775	--	29,984	114,774	51,983

University of California, San Diego
2007-2008

(Dollars in Thousands)

Current Funds Expenditures By Fund Source
(UNAUDITED)

	Current Funds			Distribution		
	Total	Unrestricted	Restricted	Salaries and Wages	Other Expenditures	Recharges
SALES AND SERVICES OF MEDICAL CENTER	647,135	647,135	--	278,598	397,604	29,067
OTHER SOURCES						
Instruction	12,745	12,745	--	2,058	10,731	44
Research	(488)	(488)	--	(861)	2,561	2,188
Public service	606	606	--	151	633	178
Academic support	8,750	8,750	--	7,966	18,941	18,157
Medical center	302	302	--	183	181	62
Student services	7,173	7,173	--	3,509	8,766	5,102
Institutional support	30,139	30,139	--	39,035	69,992	78,888
Operation and maintenance of plant	3,577	3,577	--	7,137	34,970	38,530
Student financial aid	97	97	--	--	97	--
Auxiliary enterprises	923	923	--	2,152	4,211	5,440
Total Other Sources	63,824	63,824	--	61,330	151,083	148,589
RESERVES						
Instruction	2,422	2,422	--	1,272	1,185	35
Research	447	447	--	246	201	--
Public service	4	4	--	--	4	--
Academic support	4,124	4,124	--	135	3,989	--
Medical centers	37	37	--	--	37	--
Student services	377	377	--	21	356	--
Institutional support	45	45	--	29	30	14
Operation and maintenance of plant	16	16	--	--	16	--
Student financial aid	20	20	--	2	18	--
Auxiliary enterprises	336	336	--	--	336	--
Total Reserves	7,828	7,828	--	1,705	6,172	49
Total Current Funds Expenditures	\$ 2,294,987	\$ 1,665,289	\$ 629,699	\$ 1,195,680	\$ 1,463,931	\$ 364,624

**CURRENT FUNDS EXPENDITURES
BY EXPENDITURE CATEGORY BY FUND SOURCE**

University of California, San Diego
2007-2008

(Dollars in Thousands)

CURRENT FUNDS EXPENDITURES BY EXPENDITURE CATEGORY BY FUND SOURCE
(UNAUDITED)

	Total	Salaries and Wages	Employee Benefits	Supplies and Services	Travel
<u>TUITION AND FEES</u>					
Regular session	\$ 128,971	\$ 25,262	\$ 7,792	\$ 93,928	\$ 1,989
Summer session	6,819	3,480	305	2,993	41
University extension and continuing education	34,396	15,709	3,492	14,086	1,109
Total	170,186	44,451	11,589	111,007	3,139
<u>FEDERAL GOVERNMENT</u>					
Grants	386,883	158,534	38,093	180,702	9,554
Contracts	15,445	7,556	1,891	5,498	500
Total	402,328	166,090	39,984	186,200	10,054
<u>STATE GOVERNMENT</u>					
Appropriations and contracts	32,901	11,272	2,612	18,576	441
General	390,761	303,001	70,991	11,592	5,177
Total	423,662	314,273	73,603	30,168	5,618
<u>LOCAL GOVERNMENT</u>					
	11,697	6,928	2,016	2,675	78
<u>PRIVATE GIFTS, GRANTS AND CONTRACTS</u>					
Gifts	60,066	24,322	5,839	26,940	2,965
Grants	35,999	15,638	3,839	15,529	993
Contracts	84,236	45,059	10,748	25,860	2,569
Total	180,301	85,019	20,426	68,329	6,527
<u>ENDOWMENT AND SIMILAR FUNDS</u>					
	56,453	18,069	4,580	31,996	1,808
<u>SALES AND SERVICES OF EDUCATIONAL ACTIVITIES</u>					
Medical group activities	213,728	156,458	32,345	22,040	2,885
Other	25,071	32,777	9,509	(18,194)	979
Total	238,799	189,235	41,853	3,846	3,864
<u>SALES AND SERVICES OF AUXILIARY ENTERPRISES</u>					
Parking operations	9,145	2,961	1,105	4,821	258
Residence and dining halls	64,472	19,565	7,297	37,202	409
Bookstore	29,347	5,038	1,495	22,749	64
Other	(10,189)	2,420	753	(13,379)	17
Total	92,776	29,984	10,651	51,393	748
<u>SALES AND SERVICES OF UCSD MEDICAL CENTER</u>					
	647,136	278,298	79,245	288,306	1,287
<u>OTHER SOURCES</u>					
	63,823	61,214	22,477	(24,850)	4,982
<u>RESERVES</u>					
	7,828	1,704	520	5,428	176
Total Current Funds Expenditures	\$ 2,294,987	\$ 1,195,265	\$ 306,945	\$ 754,496	\$ 38,281

Note: The Schedule of Current Funds Expenditures by Expenditure Category by Fund Source reflects amounts net of the reclassification of capital expenditures and scholarship allowances.

**CURRENT FUNDS EXPENDITURES
BY DEPARTMENT – LOC “O”**

University of California, San Diego - Location "O"
2007 - 2008

CURRENT FUNDS EXPENDITURES BY DEPARTMENT
(UNAUDITED)

(Dollars in Thousands)

	Current Funds				Distribution		
	Total	Unrestricted		Restricted	Salaries and Wages	Other Expenditures	Recharges
		General	Designated				
RESEARCH							
Organized research units							
California space	\$ 19	\$ 19	\$ --	\$ --	\$ 12	\$ 7	\$ --
IGPP	4	--	4	--	--	4	--
Global conflict	277	277	--	--	273	4	--
White mountain research station	594	587	1	6	645	--	51
Total	894	883	5	6	930	15	51
PUBLIC SERVICE							
Mathematics diagnostic testing	30	10	20	--	--	30	--
ACADEMIC SUPPORT							
White mountain research station	212	--	212	--	--	276	64
STUDENT FINANCIAL AID							
Organized research unit							
California space	--	--	--	--	--	--	--
Total Current Funds Expenditures	\$ 1,136	\$ 893	\$ 237	\$ 6	\$ 930	\$ 321	\$ 115

Note: Location "O" activity represents expenditures for U.C. Office of the President programs conducted at the San Diego campus. This activity is not included in the campus financial schedule totals.

LONG-TERM DEBT
SCHEDULES

COMBINED SCHEDULE OF LONG-TERM DEBT
FOR THE SAN DIEGO AND OFFICE OF THE PRESIDENT HELD DEBT

(Dollars in Thousands)

(UNAUDITED)

	Interest Rate	Maturity Years	Outstanding Recorded at the campus	Outstanding Recorded at UCOP	Total June 30, 2008
Capital lease obligations	2.3-11.8%	2007-2030	18,820	196,969	215,789
Mortgages and other borrowings	various	2007-2008	16,793	150,148	166,941
Revenue bonds					
Medical center	5.1-10%	2007-2047	70,658	--	70,658
Research facility	5.0%	2007-2032	--	6,654	6,654
General revenue bonds	4.9%	2007-2039	--	605,263	605,263
Multi-purpose projects	5.1%	2007-2038	--	64,082	64,082
Certificates of participation	5.2%	2007-2010	--	3,513	3,513
Total External Long Term Debt			\$106,271	\$ 1,026,629	\$ 1,132,900
Regents' loans	6.5%	2007-2014	\$ 683	\$ --	\$ 683
Total Long Term Debt			\$106,954	\$1,026,629	\$1,133,583

Note: in some cases, the interest rate represents the weighted average rate.

Note: Regents' Loans (Internal borrowings) not reflected on Statement of Net Assets (page3)

SUMMARY OF CURRENT AND NONCURRENT LIABILITIES

(Dollars in Thousands)

(UNAUDITED)

Current Portion of Long Term Debt	\$ 13,931	\$ 32,436	\$ 46,367
Long Term Debt	92,340	994,193	1,086,533
Total Long Term Debt	\$ 106,271	\$ 1,026,629	\$ 1,132,900

SCHEDULE OF THE SAN DIEGO CAMPUS LONG TERM DEBT
RECORDED AT THE OFFICE OF THE PRESIDENT
(UNAUDITED)

(Dollars in Thousands)

	Outstanding July 1, 2007	Additions/ Adjustments	Repayments	Outstanding June 30, 2008	FY 07/08 Interest
Mortgages and Other Borrowings					
Cogeneration plant expansion	\$ --	\$ 1,658	\$ --	1,658	\$ --
East campus graduate housing	71,707	(71,707)	--	--	--
Housing and dining administration building	--	705	--	705	--
North campus housing	3,763	24,737	--	28,500	--
Original student center expansion	6,061	185	--	6,246	--
Price center expansion	36,886	30,508	--	67,394	3,096
Robert paine scripps center	-	1,556	--	1,556	--
San diego supercomputer expansion	23,195	19,846	--	43,041	977
SIO storm/seawater management	6,668	(6,668)	--	--	--
Telemed & prime-heq education facility	--	1,048	--	1,048	--
Total Mortgages and Other Borrowings	148,280	1,868	--	150,148	4,073
Capital Lease Obligations					
Bonner hall improvements	5,230	--	233	4,997	217
California institute of telecommunications and information technologies, series c (2005)	55,895	--	1,430	54,465	2,691
Central library addition	29,667	--	1,315	28,352	1,218
Engineering building unit II, series b (1993) & a (2001)	15,172	--	855	14,317	783
Engineering building unit II equipment, series c (1997)	140	--	140	--	4
Engineering building unit III B, series f (2004)	35,760	--	890	34,870	1,716
Graduate school of international relations and pacific studies--robinson complex	4,149	--	511	3,638	211
Medical center inpatient tower completion	35,005	--	1,554	33,451	1,371
Medical center north annex seismic replacement	4,880	--	217	4,663	202
Scripps institution of oceanography pier and seawater holding tanks	2,226	--	276	1,950	113
Social sciences building construction	8,030	--	815	7,215	421
Visual arts facility	9,471	--	420	9,051	389
Total Capital Lease Obligations	205,625	--	8,656	196,969	9,336
Revenue Bonds					
Research Facility					
Leichtag family foundation biomedical building	7,612	--	958	6,654	320
Science and engineering research facility	--	--	--	--	--
Total Research Facility	7,612	--	958	6,654	320
Variable Rate Demand (Pool 3)					
Nierenberg hall	58	--	58	--	1
Recreational/intramural and athletic complex	582	--	582	--	15
Warren college residence halls	656	--	656	--	16
Total Pool 3	1,296	--	1,296	--	32
Variable Rate Demand (Pool 4)					
Deferred maintenance	4,194	--	515	3,679	194
Variable Rate Demand (Pool 5)					
Deferred maintenance	4,027	--	423	3,604	186
Variable Rate Demand (Pool 6)					
Gilman parking	822	--	401	421	31

SCHEDULE OF THE SAN DIEGO CAMPUS LONG TERM DEBT
RECORDED AT THE OFFICE OF THE PRESIDENT
(UNAUDITED)

(Dollars in Thousands)

	Outstanding July 1, 2007	Additions/ Adjustments	Repayments	Outstanding June 30, 2008	FY 07/08 Interest
Pangea parking	534	--	260	274	20
Torrey pines center south	823	--	402	421	31
Deferred maintenance	4,098	--	380	3,718	179
Total Pool 6	6,277	--	1,443	4,834	261
Variable Rate Demand (Pool 8)					
Deferred maintenance	3,152	--	261	2,891	125
Variable Rate Demand (Pool 9)					
W. m. keck building (fmri)	229	--	52	177	12
W. m. keck building equipment (fmri)	1,893	--	158	1,735	74
Total Pool 9	2,122	--	210	1,912	86
Variable Rate Demand (Pool 10)					
Eleanor roosevelt college housing and dining	43,698	--	1,612	42,086	2,007
Powell-focht bioengineering hall	3,306	--	122	3,184	152
Science research park infrastructure	1,964	--	72	1,892	90
Total Pool 10	48,968	--	1,806	47,162	2,249
Revenue Bonds (continued)					
General Revenue Bond (2003 A)					
Bookstore	3,056	--	248	2,808	151
Cellular and molecular medicine east	19,612	--	825	18,787	980
La jolla del sol	18,798	--	1,524	17,274	930
North campus recreation area	2,560	--	207	2,353	127
Parking and roadway improvements, phase I (pool 1)	3,038	--	246	2,792	150
Parking and roadway improvements (pool 1b)	14,754	--	871	13,883	737
Price center	6,454	--	277	6,177	311
Roger and ellen revele laboratory	3,362	--	133	3,229	168
Student residence halls and apartments	19,372	--	1,569	17,803	959
UCHS (originally series a)	11,540	--	1,236	10,304	566
UCHS refurbishment (pool 1)	3,057	--	247	2,810	151
Total General Revenue Bond (2003 A)	105,603	--	7,383	98,220	5,230
General Revenue Bond (2003 B)					
Biology field station/site development	2,553	--	112	2,441	123
Campus ambulatory care center	2,277	--	100	2,177	110
Campus services complex, phase I	3,435	--	151	3,284	165
Clinical sciences building	12,314	--	542	11,772	592
Early childhood education center	1,343	--	59	1,284	65
Early childhood education center expansion	829	--	36	793	40
Managed care	730	--	32	698	35
Medical center ambulatory care center	7,511	--	330	7,181	361
Medical center cardiac care unit expansion and modernization	1,968	--	86	1,882	95
Medical center eleventh floor operating room	969	--	43	926	47
Medical center outpatient center renovations and cardiac catheterization suite expansion	3,344	--	147	3,197	161
Medical center west wing renovations	1,567	--	235	1,332	69

SCHEDULE OF THE SAN DIEGO CAMPUS LONG TERM DEBT
RECORDED AT THE OFFICE OF THE PRESIDENT
(UNAUDITED)

(Dollars in Thousands)

	Outstanding July 1, 2007	Additions/ Adjustments	Repayments	Outstanding June 30, 2008	FY 07/08 Interest
Parking and roadway improvements, phase III	2,568	--	113	2,455	123
Shiley eye center	3,293	--	145	3,148	158
Torrey pines center north	9,500	--	417	9,083	457
Torrey pines center south	6,151	--	271	5,880	296
Total General Revenue Bond (2003 B)	60,352	--	2,819	57,533	2,897
General Revenue Bond (2005 C)					
California institute of telecommunications and information technologies (cal it2)	19,032	--	314	18,718	904
Student Academic Services Facility	948	--	--	948	45
Miramar warehouse	6,470	--	102	6,368	307
Multi-purpose building	18,050	--	284	17,766	857
Skaggs school of pharmacy and pharmaceutical sciences	12,315	--	194	12,121	585
Rebecca & john moores ucscd cancer center	44,205	--	695	43,510	2,100
Total General Revenue Bond (2005 C)	101,020	--	1,589	99,431	4,798
General Revenue Bond (2005 D)					
Central utilities plant steam turbine generator and chiller	5,485	--	283	5,202	207
General Revenue Bond (2005 E)					
Deferred Maintenance A	572	--	180	392	23
Deferred Maintenance B	767	--	181	586	33
Total General Revenue Bond (2005 E)	1,339	--	361	978	56
General Revenue Bond (2005 G)					
Student Academic Services Facility	3,824	--	--	3,824	183
General Revenue Bond (2005 I)					
California institute of telecommunications and information technologies (cal it2)	948	--	--	948	45
Student Academic Services Facility	214	--	--	214	102
Total General Revenue Bond (2005 I)	1,162	--	--	1,162	147
General Revenue Bond (2007 J)					
Central utilities cogeneration addition	26,045	--	34	26,011	1,209
Eleanor roosevelt college housing and dining	46,796	--	75	46,721	2,140
Gilman parking	17,153	--	34	17,119	795
Torrey pines center north - parking	11,155	--	22	11,133	517
Torrey pines center south	17,175	--	34	17,141	796
W. m. keck building (fmri)	2,888	--	3	2,885	133
W. m. keck building equipment (fmri)	721	--	--	721	36
Powell-focht bioengineering hall	3,541	--	6	3,535	162
Science research park infrastructure	2,103	--	3	2,100	96
Leichtag family foundation biomedical building	36,995	--	54	36,941	1,719
Science and engineering research facility	22,246	--	844	21,402	1,037
Total General Revenue Bond (2007 J)	186,818	--	1,109	185,709	8,640
General Revenue Bond (2007 K)					
Nierenberg hall	2,325	--	9	2,316	107
Recreational/intramural and athletic complex	23,308	--	88	23,220	1,071
Warren college residence halls	26,289	--	99	26,190	1,208
Total General Revenue Bond (2007 K)	51,922	--	196	51,726	2,386

SCHEDULE OF THE SAN DIEGO CAMPUS LONG TERM DEBT
RECORDED AT THE OFFICE OF THE PRESIDENT
(UNAUDITED)

(Dollars in Thousands)

General Revenue Bond (2008 L) SIO storm/seawater management	--	7,700	--	7,700	508
LPR (2005 B) Hopkins Parking Structure	21,102	--	--	21,102	1,016
LPR (2005 C) Hopkins Parking Structure	561	--	--	561	28
LPR (2005 C) East Campus Graduate Housing		72,115	--	72,115	1,924
Total Revenue Bonds	616,836	79,815	20,652	675,999	31,473
Certificates of Participation					
Campus energy conservation, series c	3,268	--	1,047	2,221	116
Central utilities cogeneration addition, series a	1,901	--	609	1,292	76
Total Certificates of Participation	5,169	--	1,656	3,513	192
Total Long Term Debt Recorded at the Office of the President	\$ 975,910	\$ 81,683	\$ 30,964	\$ 1,026,629	\$ 45,074

SCHEDULE OF THE SAN DIEGO CAMPUS LONG TERM DEBT
RECORDED AT THE SAN DIEGO CAMPUS
(UNAUDITED)

(Dollars in Thousands)

	Outstanding July 1, 2007	Additions/ Adjustments	Repayments	Outstanding June 30, 2008	FY 07/08 Interest
Regents' Loans					
Bachman canyon lot	\$ 277	\$ --	\$ --	\$ 277	\$ --
Science research park	90	--	--	90	--
Student health center	358	--	42	316	22
Total Regents' Loans	725	--	42	683	22
Capital Lease Obligations					
Equipment - campus	4,633	2,288	1,599	5,322	159
Equipment - medical center	12,455	4,390	3,347	13,498	396
Total Capital Lease Obligations	17,088	6,678	4,946	18,820	555
Mortgages and Other Borrowings					
Energy efficiency projects	2,790	--	1,545	1,245	139
La jolla playhouse	3,094	--	965	2,129	164
Medical center seismic improvement phase 2	--	5,195	--	5,195	--
Powell-focht bioengineering hall	3,900	--	3,900	--	204
Rady school of management	4,100	2,000	--	6,100	265
Rebecca and john moores ucsd cancer center	2,124	--	--	2,124	120
Total Mortgages and Other Borrowings	16,008	7,195	6,410	16,793	892
Revenue Bonds					
Moores cancer center	19,469	(6)	--	19,463	886
Thornton hospital	54,325	--	3,130	51,195	2,597
Total Revenue Bonds	73,794	(6)	3,130	70,658	3,483
San Diego Campus	\$ 107,615	\$ 13,867	\$ 14,528	\$ 106,954	\$ 4,952

SUMMARY SCHEDULE OF LONG TERM DEBT
(UNAUDITED)

(Dollars in Thousands)

	Outstanding July 1, 2007	Additions/ Adjustments	Repayments	Outstanding June 30, 2008	FY 07/08 Interest
Total Long Term Debt Recorded at the San Diego Campus	\$ 107,615	\$ 13,867	\$ 14,528	\$ 106,954	\$ 4,952
Total Long Term Debt Recorded at the Office of the President	975,910	81,683	30,964	1,026,629	45,074
Total Long Term Debt	\$ 1,083,525	\$ 95,550	\$ 45,492	\$ 1,133,583	\$ 50,026



University of California, San Diego practices the Principles of Community that provides a framework for diversity and affirms the unique contribution of each member of the UCSD community.

Compiled and edited by UCSD Business & Financial Services